


<b>Title: Safe Work Instruction BFB</b>		<b>SWI 11</b>	
<b>Tree Removal at Bush Fires</b>			<b>Authorised By: BFAC</b>
<b>Original Issue Date: March 2023</b> <b>Last Reviewed: May 2024</b> <b>Next Review Date: May 2026</b>			<b>Page 1 of 1</b>








THIS DOCUMENT IS UNCONTROLLED WHEN PRINTED

**DO NOT use this machine/equipment unless you have been trained in its safe use and operation**

<b>Description of Work:</b>	Identifying and removing of Dangerous trees.
-----------------------------	--

**Potential Hazards:** Falling trees or limbs.

**Personal Protective Clothing (PPC) Required** *(Check the box for required PPC):*

 Gloves	 Face Masks	 Eye Protection	 Mask	 Appropriate Footwear	 Hearing Protection	 Protective Clothing
<input checked="" type="checkbox"/>	<input checked="" type="checkbox"/>	<input checked="" type="checkbox"/>	<input checked="" type="checkbox"/>	<input checked="" type="checkbox"/>	<input type="checkbox"/>	<input checked="" type="checkbox"/>

**Safe Work Procedure Checklist:**

Crew leaders are to identify and report unsafe trees in order to minimise the risk of harm to crews.

**Identification**

Following identification of a potentially dangerous tree, a safe working area equivalent to or greater than the height of the tree should be marked off.

Crews should mark offending trees using surveyors tape and or Danger tape so everyone can see. Any tracks in the immediate vicinity should also be taped off so passing traffic avoids potential danger.

Offending trees should be brought to the attention of the Incident Control for removal, treatment and briefing of incoming crews.

The use of unqualified operators to fell trees at bushfires **is strictly prohibited**.

**Marking Methods**

<b>RED / WHITE (Hazard Tape)</b>	Hazardous tree or other safety hazard
<b>BLUE or BLUE / WHITE</b>	Items requiring mop-up
<b>RED / WHITE and YELLOW</b>	Tree should be felled
<b>RED / WHITE plus BLUE</b>	Hazardous tree to mop-up

**Procedure**

<b>Mark the tree as a hazard</b>	In accordance with marking methods
<b>Isolate the hazard</b>	Cordon-off any tracks, roads or areas to prevent personnel from entering potentially hazardous areas.
<b>Report</b>	Inform the Incident Controller who will request the assistance of a qualified tree feller or a machine from the Shire of Manjimup.
<b>Identify tree location</b>	Mark the location on a map and, if possible, plot GPS location.
<b>Alert</b>	Incident Control is responsible for alerting all personnel of all risks on their sector. Incident Control must brief incoming crews and provide updates when the situation changes.