

NOTICE OF AN ORDINARY MEETING OF COUNCIL

Dear Council Member

The next Ordinary Meeting of the Shire of Bridgetown-Greenbushes will be held on **Thursday 28 September 2023** in Council Chambers, commencing at 5.30pm.

P St John, Temporary CEO



Date:

21 September 2023

Council Agenda Index – 28 September 2023

Subject	Page No
Opening of Meeting	3
Acknowledgment of Country	3
Attendance, Apologies and Leave of Absence	3
Attendance of Gallery.....	3
Responses to Previous Questions Taken on Notice	3
Public Question Time	4
Petitions/Deputations/Presentations	4
Comments on Agenda Items by Parties with an Interest	4
Applications for Leave of Absence	4
Confirmation of Minutes	4
C.01/0923 Ordinary Council Meeting held 31 August 2023	4
Announcements by the Presiding Member Without Discussion	4
Notification of Disclosure of Interest	4
Questions on Agenda Items by Elected Members	4
Consideration of Motions of which Previous Notice has been Given	5
C.02/0923 Community Group Banner Development and Funding Allocation.....	5
Reports of Officers	7
CEO's Office	7

C.03/0923	Proposed Date Change of October Ordinary Council Meeting and Calling of a Special Meeting of Council	7
C.04/0923	Rolling Action Sheet	9
Corporate Services	10
C.05/0923	Council Delegation Planning Compliance.....	10
C.06/0923	Amendments to Policy G 1 – Policy Manual	12
C.07/0923	July and August 2023 Financial Activity Statements and List of Accounts Paid in August 2023.....	14
C.08/0923	Budget Management Report – August 2023.....	16
Development, Community and Infrastructure	20
C.09/0923	CSRFF Bridgetown Golf Club – Club house rebuild	20
C.10/0923	Geegelup Brook Rehabilitation Project.....	24
C.11/0923	Installation of planter boxes along the Stanifer Street footpath.....	29
Receival of Minutes from Management Committees	33
Urgent Business Approved by Decision		33
Responses to Elected Member Questions Taken on Notice		33
Elected Members Questions With Notice		33
Notice of Motions for Consideration at the Next Meeting		33
Matters Behind Closed Doors (Confidential Items)		33
Closure		33
List of Attachments		33

AGENDA

For an Ordinary Meeting of Council to be held in Council Chambers on Thursday 28 September 2023, commencing at 5.30pm.

Opening of Meeting

Meeting to be opened by the Presiding Member.

Acknowledgment of Country

We acknowledge the cultural custodians of the land on which we gather, the Pibulmun-Wadandi people. We acknowledge and support their continuing connection to the land, waterways and community. We pay our respects to members of the Aboriginal communities and their culture; and to Elders past and present, their descendants still with us today, and those who will follow in their footsteps.

Attendance, Apologies and Leave of Absence

President	- Cr J Mountford
Councillors	- J Boyle - E Browne - M Christensen - T Lansdell - S Mahoney - A Pratico
Officers	- P St John, Temporary Chief Executive Officer - M Larkworthy, Director Corporate Services - E Matthews, Executive Assistant

Attendance of Gallery

Responses to Previous Questions Taken on Notice

B Bebbington

Question

In relation to the traffic on Stanifer Street, whilst Main Roads do set all speed limits on public roads within the state, is it not correct that the Shire still has control of restricted access vehicles and road trains, and has input in limiting time such as school bus speed curfew, daylight hours, etc.?

Response – Main Roads WA (MRWA) is responsible for administering Restricted Access Vehicles (RAVs) on all public roads in Western Australia. Roads (or sections of roads) on the RAV network sometimes have conditions of use specifying such things as maximum permitted speed and school curfew times. Some local government roads on the network also carry a condition requiring operators to obtain written support from the local government acknowledging the operator's use of the road. To a limited extent, this condition provides the local government with an opportunity to come to an agreement on the operator's use of the road. Stanifer Street is on the RAV network but is not subject to operator conditions. If a need for conditions were identified, the Shire could approach

MRWA and request certain conditions be imposed. MRWA would require evidence to support such a request and as the regulator, MRWA would determine the outcome.

Public Question Time

Petitions/Deputations/Presentations

Comments on Agenda Items by Parties with an Interest

Applications for Leave of Absence

Confirmation of Minutes

C.01/0923 Ordinary Council Meeting held 31 August 2023

That the Minutes of the Ordinary Meeting of Council held 31 August 2023 be confirmed as a true and correct record.

Announcements by the Presiding Member Without Discussion

Notification of Disclosure of Interest

Section 5.65 or 5.70 of the *Local Government Act 1995* requires a Member or Officer who has an interest in any matter to be discussed at a Committee/Council Meeting that will be attended by the Member or Officer must disclose the nature of the interest in a written notice given to the Chief Executive Officer before the meeting; or at the meeting before the matter is discussed.

A Member who makes a disclosure under Section 5.65 or 5.70 must not preside at the part of the meeting relating to the matter; or participate in; or be present during any discussion or decision making procedure relating to the matter, unless allowed by the Committee/Council. If Committee/Council allows a Member to speak, the extent of the interest must also be stated.

Questions on Agenda Items by Elected Members

Consideration of Motions of which Previous Notice has been Given

C.02/0923 Community Group Banner Development and Funding Allocation

Submitted by Cr Mountford

Motion

That Council:

1. *Consult with community groups regarding the potential development of banners for the various events held in Bridgetown including, but not limited to;*
 - a. *The Blues at Bridgetown*
 - b. *Blackwood Marathon*
 - c. *Festival of Country Gardens*
 - d. *Winter Festival*
 - e. *Heritage Week*
2. *Transfer \$10,000 from the Strategic Projects Reserve to a new one off Project Budget Account called Event Banners for purpose of funding the development of 5 sets of banners to promote various community celebrations and events (\$2,000 per community group)*
3. *Provide the completed banners to each of the 5 community groups to store and deliver to the shire, in a timely manner, to install for their event.*

Electoral Caretaker Period Policy Statement

The Officer Recommendation has been reviewed in context of the Shire's Electoral Caretaker Period Policy and the CEO has determined that it does not constitute a Major Policy Decision. The CEO therefore provides this report for Council's consideration.

Summary/Purpose

To develop five sets of banners in collaboration with five community groups to be used at the northern entry to town to support and promote the events.

Background

The banner poles at the north entry to Bridgetown have a potentially significant part to play in the first impression visitors receive as they arrive to town. They have long been left underutilised and over the past 12 months steps have been taken to enliven their use in providing a meaningful place making statement.

The Cultural Inclusion Advisory Committee spearheaded the use of the banner poles with the creation of the NAIDOC Week banners incorporating the use of local Elder, Sandra Hill's iconic works, installed for the second time in July this year. In October 2022, holiday season banners were created by a group of local artists to be used from December 1 to January 31. Welcome to Bridgetown banners are currently being developed for use when event banners are not in place.

At the November 2022 Council meeting (C.11/1122) the Banner policy (CS 4) was adopted. This Policy was first brought to the concept forum in October 2022 in response to several enquiries received from community groups, after the installation of the NAIDOC Week banners, regarding the possibility of installing their own banners to promote celebrations/events.

The policy outlines the use of banners including;

1. Council's banner messaging should have priority over other community groups and events wishing to install banners at the same time
2. Community groups, NFP and volunteer run events may make bookings to display banners for a maximum of 2 weeks provided it doesn't clash with Council needs
3. Bookings for banner installation can be made up to a year in advance
4. Where times are contested officers will attempt to fairly rotate between different groups each year
5. Council do not wish to place restrictions on banner content provided there is no commercial, political, defamatory or offensive messaging
6. There should be a subsidised fee for installation - (50% of installation and removal costs – no waiving)
7. The Shire will develop its own Welcome banners to be installed when banner poles are not being used for other events/celebrations.

Officer Comment

The community/not for profit groups who facilitate our significant events throughout the year have great demands on their budgets. The likelihood of them being able to set aside \$2,000 for the development of banners would be difficult to achieve. By funding these banners Council will be providing an extremely valuable promotional tool for these events while at the same time acknowledging the economic and social contribution these festivals and events make to our community.

The Banner Policy does include a fee for installing a set of banners on behalf of all community groups (current fee of \$195) and this would remain in place for all community groups requiring the Shire to install banners.

If Council approve the recommendations, it may also want to consider whether this opportunity is offered just this once, assessed on an as needs basis, or included as an annual allocation for community groups wanting to promote other local events, during the next budget development process.

Statutory Environment - Nil

Integrated Planning

- Strategic Community Plan
 - Outcome 2 good Health and community wellbeing
 - Objective 2.3 become a hub of excellence in art, culture and community events
- Corporate Business Plan- Nil
- Long Term Financial Plan- Nil
- Asset Management Plans - Nil
- Workforce Plan – Nil
- Other Integrated Planning - Nil

Budget Implications

As the expenditure associated with developing banners for community groups/other organisation is unbudgeted, Council will need to approve the unbudgeted expenditure

(\$10,000) associated with developing 5 sets of banners if recommendation 2 is to be supported.

Whole of Life Accounting

Due diligence has been undertaken to ensure the highest quality product/cost associated with the banner design, print, and product to extend the life of the banners and reduce the cost of replacement.

Risk Management

Mitigating risk is achieved through community group consultation and collaboration to ensure that the final banner sets meet the needs and design requirements of the community groups involved, the community groups understand their responsibility associated with the banners including storage, and timely delivery for installation and the financial impost of installation (\$195/installation), mitigating the risk of misunderstanding or an unwanted outcome.

Voting Requirements – Absolute Majority

6.8. Expenditure from municipal fund not included in annual budget

(1) A local government is not to incur expenditure from its municipal fund for an additional purpose except where the expenditure —

(b) is authorised in advance by resolution*

* *Absolute majority required.*

Reports of Officers

Reports of Officers have been divided into Departments as follows:

- CEO's Office
- Corporate Services
- Development, Community and Infrastructure

CEO's Office

ITEM NO.	C.03/0923	FILE REF.	
SUBJECT	Proposed Date Change of October Ordinary Council Meeting and Calling of a Special Meeting of Council		
OFFICER	Executive Assistant		
DATE OF REPORT	20 September 2023		

OFFICER RECOMMENDATION

1. *That Council change the date of the Ordinary Meeting of Council scheduled for Thursday 26 October 2023, to Thursday 2 November 2023*
2. *That a Special Meeting of Council be held 5.30pm, Tuesday 24 October 2023 in the Council Chambers for the purpose of:*
 - i. swearing-in newly elected Councillors*
 - ii. electing and swearing-in of Shire President*
 - iii. electing and swearing-in of Deputy President*
 - iv. allocation of seating arrangements for the 2023/25 term of office*
 - v. determining the suite of Advisory Committees and approving their Instruments of Appointment.*

Electoral Caretaker Period Policy Statement

The Officer Recommendation has been reviewed in context of the Shire's Electoral Caretaker Period Policy and the CEO has determined that it does not constitute a Major Policy Decision. The CEO therefore provides this report for Council's consideration.

Summary/Purpose

For Council to consider changing the date of the ordinary meeting scheduled for Thursday 26 October and to call a special meeting of council following the 2023 Local Government Ordinary Election.

Officer Comment

It is recommended that Council change the date of the ordinary council meeting in October to the following week, in order to allow for the newly elected Councillors to receive an induction from the CEO, which will include information on council meeting processes. As the month of November contains five Thursdays, shifting the date of the October meeting back a week will still allow for a two-week break between the proposed new date of 2 November, the November Concept Forum (this will need to be moved back a week to 16 November) and the Ordinary Council Meeting scheduled for Thursday 30 November.

A special meeting is proposed for the Tuesday following the 2023 Local Government Ordinary Election to swear in the newly elected councillors, elect the Shire President & Deputy, determine seating arrangements, and consider community and elected member representatives on internal advisory committees and external committees and organisations.

Statutory Environment

Local Government Act 1995

s 5.4. Calling council meetings

An ordinary or a special meeting of a council is to be held —

(a) if called for by either —

(i) the mayor or president; or

(ii) at least 1 /3 of the councillors,

in a notice to the CEO setting out the date and purpose of the proposed meeting; or

(b) if so decided by the council.

Local Government (Administration) Regulations 1996

r 12. Publication of meeting details

(2) The CEO must publish on the local government's official website the meeting details for the following meetings before the beginning of the year in which the meetings are to be held —

(a) ordinary council meetings;

(3) Any change to the meeting details for a meeting referred to in subregulation (2) must be published on the local government's official website as soon as practicable after the change is made.

(4) If a local government decides that a special meeting of the council is to be open to members of the public, the CEO must publish the meeting details for the meeting and the purpose of the meeting on the local government's official website as soon as practicable after the decision is made

Integrated Planning

➤ Strategic Community Plan

Outcome 14 effective governance and financial management

- Corporate Business Plan - Nil
- Long Term Financial Plan - Nil
- Asset Management Plans – Not applicable
- Workforce Plan – Not applicable
- Other Integrated Planning - Nil

Policy/Strategic Implications

G 4 – Meetings of Council

Budget Implications - Nil

Whole of Life Accounting - Nil

Risk Management - Nil

Voting Requirements – Simple Majority

ITEM NO.	C.04/0923	FILE REF.	209
SUBJECT	Rolling Action Sheet		
OFFICER	Executive Assistant		
DATE OF REPORT	20 September 2023		

Attachment 1 Rolling Action Sheet – September 2023

OFFICER RECOMMENDATION

That the information contained in the Rolling Action Sheet be noted.

Electoral Caretaker Period Policy Statement

The Officer Recommendation has been reviewed in context of the Shire's Electoral Caretaker Period Policy and the CEO has determined that it does not constitute a Major Policy Decision. The CEO therefore provides this report for Council's consideration.

Summary/Purpose

The presentation of the Rolling Action Sheet allows Councillors to be aware of the status of previous resolutions/decisions that have not been finalised.

Background

The Rolling Action Sheet has been reviewed and forms an attachment to this agenda.

Statutory Environment - Nil

Integrated Planning

- Strategic Community Plan - Nil
- Corporate Business Plan - Nil
- Long Term Financial Plan – Not applicable

- Asset Management Plans- Not applicable
- Workforce Plan – Not applicable
- Other Integrated Planning - Nil

Policy/Strategic Implications – Not Applicable

Budget Implications – Not Applicable

Whole of Life Accounting – Not Applicable

Risk Management - Not Applicable

Voting Requirements – Simple Majority

Corporate Services

ITEM NO.	C.05/0923	FILE REF.	
SUBJECT	Council Delegation Planning Compliance		
OFFICER	Manager Governance & Risk		
DATE OF REPORT	15 September 2023		

Attachment 2 Proposed Delegation LE.24 – Planning Compliance

OFFICER RECOMMENDATION

That Council approve delegation LE.24 Planning Compliance as presented in Attachment 2.

Electoral Caretaker Period Policy Statement

The Officer Recommendation has been reviewed in context of the Shire's Electoral Caretaker Period Policy and the CEO has determined that it does not constitute a Major Policy Decision. The CEO therefore provides this report for Council's consideration.

Summary/Purpose

Council is requested to approve a new delegation LE.24 – Planning Compliance.

Background

Council at its meeting on 23 February 2023 resolved (C.09/0223):

1. *Revoke all delegations from Council to the CEO except delegation LUP.3 – Subdivisions*
2. *Approves all the delegations as amended/deleted/created contained within the Delegations Register in Attachment 6, noting that delegation LUP.3 – Subdivisions was adopted by Council on 25 January 2023 (C.07/0123).*

Officer Comment

Delegations of power to the CEO, or in particular circumstances to officers, may be made, amended or deleted at any time, by an absolute majority resolution of council.

A new delegation is sought to provide authority for the CEO to perform all necessary functions in respect of matters relating to compliance with the *Planning and Development Act 2005* and subordinate legislation, for currently there are no such powers to ensure compliance.

The CEO may on-delegate powers to specific staff with those delegations contained in a separate register.

Statutory Environment

Town Planning Scheme 3

Clause 6.8 Delegation

For the purposes of carrying out and completing the Scheme and to ensure its observance, the Council may delegate to a Committee of Council, an officer or officers any of the powers which it is entitled to exercise by virtue of the Scheme.

Town Planning Scheme 4

Clause 7.7 Delegation

For the purposes of carrying out and completing the Scheme and to ensure its observance, the Council may delegate to a Committee of Council, an officer or officers any of the powers which it is entitled to exercise by virtue of the Scheme.

Integrated Planning

- Strategic Community Plan
 - Outcome 14 Effective governance and financial management
 - Objective 14.1 Achieve excellence in organisational performance and service delivery
- Corporate Business Plan - Nil
- Long Term Financial Plan - Nil
- Asset Management Plans - Nil
- Workforce Plan - Nil
- Other Integrated Planning - Nil

Policy Implications

Many of the delegations contained within the Council Delegation Register relate back to policy and local laws which have been set by Council to enable officers to work effectively in line with Council's requirements.

Budget Implications - Nil

Whole of Life Accounting – Not applicable

Risk Management – Not applicable

Voting Requirements – Absolute Majority

5.42. Delegation of some powers and duties to CEO

(1) A local government may delegate* to the CEO the exercise of any of its powers or the discharge of any of its duties under —

- (a) this Act other than those referred to in section 5.43; or
- (b) the Planning and Development Act 2005 section 214(2), (3) or (5). *

* *Absolute majority required*

ITEM NO.	C.06/0923	FILE REF.	
SUBJECT	Amendments to Policy G 1 – Policy Manual		
PROPONENT	Council		
OFFICER	Manager Governance & Risk		
DATE OF REPORT	15 September 2023		

Attachment 3 Policy G 1 – Policy Manual, showing proposed amendments

OFFICER RECOMMENDATION

That Council adopt the amended Policy G 1 Policy Manual as presented in Attachment 3.

Electoral Caretaker Period Policy Statement

The Officer Recommendation has been reviewed in context of the Shire's Electoral Caretaker Period Policy and the CEO has determined that it does not constitute a Major Policy Decision. The CEO therefore provides this report for Council's consideration.

Summary/Purpose

For Council to consider the proposed amendments to Policy G 1 – Policy Manual.

Background

All Council policies have previously been reviewed on an annual basis with the review in 2021/22 being carried out section by section rather than undertaking a singular annual review of the whole of the policy manual contents.

Officer Comment

Current Council Policy G1 requires that the Council Policy Manual be reviewed on an annual basis.

The intent of this policy provision is that policies be maintained up to date to reflect contemporary legislative accuracy and are a fair representation of the Council's objectives for any particular policy subject area.

However, a 'blanket' requirement for an annual review does create a task that generates considerable workload which, in many cases, does not create a meaningful improvement in outcomes and perhaps places corporate effort in the areas which might not be a priority.

There is no legislative obligation to review policies within a prescribed time period, except for one policy (G2 - Continuing Professional Development which is required to be reviewed after each ordinary election), therefore it is open to Council to change this should it desire.

It is proposed that the policy be amended to allow Council policies to be reviewed every three (3) years after the date of adoption, or more frequently when determined by the CEO or Council, or as legislatively required.

Currently several policies contain an annual review requirement due to the nature of the policy and the above wording would continue to allow those policies to be reviewed annually if required.

This matter was discussed at the September concept forum with general support given.

Statutory Environment

Section 2.7 of the *Local Government Act 1995* provides:

2.7. Role of council

- (1) The council —
 - (a) governs the local government's affairs; and
 - (b) is responsible for the performance of the local government's functions.
- (2) Without limiting subsection (1), the council is to —
 - (a) oversee the allocation of the local government's finances and resources; and
 - (b) determine the local government's policies.

Integrated Planning

- Strategic Community Plan
 - Outcome 14 effective governance and financial management
 - Objective 14.1 achieve excellence in organisational performance and service delivery
- Corporate Business Plan - Nil
- Long Term Financial Plan - Nil
- Asset Management Plans - Nil
- Workforce Plan - Nil
- Other Integrated Planning - Nil

Policy Implications

This proposal will affect the review timeframe of all Council policies.

Budget Implications - Nil

Whole of Life Accounting - Nil

Risk Management - Nil

Voting Requirements – Simple Majority

ITEM NO.	C.07/0923	FILE REF.	131
SUBJECT	July and August 2023 Financial Activity Statements and List of Accounts Paid in August 2023		
OFFICER	Manager Finance		
DATE OF REPORT	18 September 2023		

Attachment 4	July 2023 Financial Activity Statements
Attachment 5	August 2023 Financial Activity Statements
Attachment 6	List of Accounts Paid in August 2023

OFFICER RECOMMENDATION

That Council receive the:

1. *July 2023 Financial Activity Statements as presented in Attachment 4*
2. *August 2023 Financial Activity Statements as presented in Attachment 5*
3. *List of Accounts Paid in August 2023 as presented in Attachment 6.*

Electoral Caretaker Period Policy Statement

The Officer Recommendation has been reviewed in context of the Shire's Electoral Caretaker Period Policy and the CEO has determined that it does not constitute a Major Policy Decision. The CEO therefore provides this report for Council's consideration.

Summary/Purpose

Regulation 34 of the *Local Government (Financial Management) Regulations 1996* (the Regulations) requires a local government to prepare each month a statement of financial activity reporting on the sources and applications of its funds. The regulations also require that where a local government has delegated to the Chief Executive Officer the exercise of its power to make payments from the municipal and trust funds, a list of those accounts paid in a month are to be presented to the council at the next ordinary meeting (Regulation 13).

Background

In its monthly Financial Activity Statement a local government is to provide the following detail:

- (a) annual budget estimates, taking into account any expenditure incurred for an additional purpose under section 6.8(1)(b) or (c) of the Local Government Act;
- (b) budget estimates to the end of the month to which the statement relates;
- (c) actual amounts of expenditure, revenue and income to the end of the month to which the statement relates;
- (d) material variances between the comparable amounts referred to in paragraphs (b) and (c); and
- (e) the net current assets at the end of the month to which the statement relates.

Each of the Financial Activity Statements is to be accompanied by documents containing:

- (a) an explanation of the composition of the net current assets of the month to which the statement relates, less committed assets and restricted assets;
- (b) an explanation of each of the material variances referred to in sub-regulation (1)(d); and

- (c) such other supporting information as is considered relevant by the Local Government.

The information in a statement of financial activity is to be shown according to nature and type classification.

The Financial Activity Statement and accompanying documents referred to in sub-regulation 34(2) are to be:

- (a) presented at an ordinary meeting of the council within 2 months after the end of the month to which the statement relates; and
- (b) recorded in the minutes of the meeting at which it is presented.

Where the local government has delegated to the CEO the exercise of its power to make payments from the municipal fund or the trust fund, Regulation 13 requires that a list of accounts paid by the CEO is to be prepared each month showing for each account paid:

- (a) the payee's name; and
- (b) the amount of the payment; and
- (c) the date of the payment; and
- (d) sufficient information to identify the transaction.

The list of accounts is to be:

- (a) presented to the council at the next ordinary meeting of the council after the list is prepared; and
- (b) recorded in the minutes of that meeting.

Officer Comment

Due to end of financial year processing, presentation of the July 2023 Financial Activity Statements to Council was deferred to the September 2023 ordinary meeting. Presented are the financial activity statements for both July and August 2023 along with the list of accounts paid in August 2023.

Statutory Environment

Section 6.4 (Financial Report) and Section 6.8 (Expenditure from municipal fund not included in annual budget) of the Local Government Act 1995, and Regulations 13 (List of Accounts) and 34 (Financial activity statement report) of the Local Government (*Financial Management*) Regulations 1996 apply.

Regulation 35(5) of the Local Government (*Financial Management*) Regulations requires a local government to adopt a percentage or value to be used in statements of financial activity for reporting material variances. Council when adopting its 2022/23 budget resolved as follows:

C.06/0822n That Council for the financial year ending 30 June 2023 adopt a percentage of plus or minus 5% at nature or type level to be used for reporting material variances of actual revenue and expenditure in the monthly financial reports. The exception being that material variances of \$10,000 or less are non-reportable.

The attached financial activity statements provide explanation of material variances in accordance with resolution C.06/0822n.

Integrated Planning

- Strategic Community Plan
Outcome 14 effective governance and financial management
- Corporate Business Plan - Nil
- Long Term Financial Plan - Nil
- Asset Management Plans - Nil
- Workforce Plan – Nil
- Other Integrated Planning – Nil

Policy Implications

FM 4 - Purchasing Policy

To ensure purchasing is undertaken in an efficient, effective, economical and sustainable manner that provides transparency and accountability.

Budget Implications

Expenditure incurred in August 2023 and presented in the list of accounts paid, was allocated in the 2023/24 Budget.

Whole of Life Accounting – Not applicable

Risk Management – Not Applicable

Voting Requirements – Simple Majority

ITEM NO.	C.08/0923	FILE REF.	
SUBJECT	Budget Management Report – August 2023		
OFFICER	Director Corporate Services		
DATE OF REPORT	19 September 2023		

Attachment 7 Budget Management Report – August 2023

OFFICER RECOMMENDATION

That Council

1. Receive the August 2023 Budget Management Report as presented in Attachment 7

2. Amend the 2023/24 Budget as follows:

Account or Job Number	Account or Job Description	Expenditure or Income Type	Current Budget	Budget Amendment	Amended Budget
CP05	Greenbushes CBD Parking & Safety Enhancement	Materials & Contracts	\$205,240	-\$166,606	\$38,634
1414130.64	Car Park Grants & Contributions - Capital Grants - Federal Government	Capital Grants – Federal Government	-\$149,862	\$149,862	\$0

Reserve 126	Strategic Projects Reserve	Transfer from Reserve	-\$49,864	\$16,744	-\$33,120
CP05	Greenbushes CBD Parking & Safety Enhancement	Materials & Contracts	\$38,634	\$33,499	\$72,133
1414130.92	Car Park Grants & Contributions - Capital Contributions	Capital Contributions	\$0	-\$33,499	-\$33,499
22IN	Greenbushes Youth Precinct (Stage 1)	Materials & Contracts	\$397,330	\$19,711	\$417,041
16IN	Bridgetown Youth Precinct (Stage 2)	Materials & Contracts	\$175,000	-\$14,000	\$161,000
02IM	Greenbushes Skate Park Infrastructure Maintenance	Materials & Contracts	\$10,490	-\$5,711	\$4,779
PJ95	Bridgetown CBP Water Restoration Project (Geegelup Brook - Concept Stage)	Materials & Contracts	\$92,000	\$65,000	\$157,000
PJ127	Bridgetown CBP Water Restoration Project (Geegelup Brook - Detail Design Stage)	Materials & Contracts	\$40,000	-\$40,000	\$0
Reserve 126	Strategic Projects Reserve	Transfer from Reserve	\$0	-\$25,000	-\$25,000
Total				\$0.00	

Electoral Caretaker Period Policy Statement

The Officer Recommendation has been reviewed in context of the Shire's Electoral Caretaker Period Policy and the CEO has determined that it does not constitute a Major Policy Decision. The CEO therefore provides this report for Council's consideration.

Summary/Purpose

Presented is the August 2023 Budget Management Report (Attachment 7). The report contains detail of budget overspends authorised by the Chief Executive Officer and requested budget amendments for Council's consideration.

Background

To aid in efficient and effective management of budget allocations Council adopted policy FM 13 – Budget Management at its meeting held 15 December 2022.

Officer Comment

It is the function and duty of the CEO to cause Council decisions to be implemented and manage the day-to-day operations of the Shire. It is recognised the annual budget is an informed financial forecast and variations are to be expected as actual circumstances experienced may differ to initial estimates provided.

To assist in the day-to-day management of budget allocations policy FM 13 – Budget Management provides clear direction on the approved circumstances in which budget overspends may be authorised and the associated reporting requirements to Council. The policy provides for the following categories of budget overspends:

- Non-Reportable
- Determined by the CEO and Subsequently Reported to Council
- Authorised by the Shire President in an Emergency

- Council Budget Amendments

The report contains budget amendments that require Council decision prior to commitment of expenditure in accordance with Section 4.1.4 of the Budget Management Policy. A summary of these requests is detailed below:

Bridgetown and Greenbushes Youth Precinct Projects

The scope of the second stage of the Bridgetown Youth Precinct included;

- 3 cubicle toilet block including an ambulant cubicle, a universally accessible cubicle and a general use cubicle,
- Installation of the already purchased water fountain, and
- Construction of parkour.

In 2022 community feedback from young people in the community through BYA suggested that parkour is not popular and would not be utilized if constructed as part of the second stage of the Bridgetown Youth Precinct project. To confirm this feedback, advice was sought from Skate Sculpture, the contractors that designed the precinct, regarding their experience of the ongoing use and popularity of parkour as part of existing youth precinct projects they had been involved in developing. They agreed that parkour was not popular in other areas.

The rescoping of stage 2 of the Bridgetown Youth Precinct was informally discussed at Council's June Concept Forum with a view to focusing funds for this stage on the toilet block and CCTV and not include parkour. Since this time the cost of the toilet block has increased and the remaining funds, once the toilet block is completed and the water fountain is installed, is \$14,000. This amount is not enough to deliver any other elements to the skate park. CCTV for the Bridgetown Youth Precinct has been funded separately. For these reasons it is recommended that the remaining unspent funds be used to complete landscaping at the Greenbushes youth precinct.

The Greenbushes youth precinct development has recently been completed however landscaping implementation was not included in the budget (landscape design was). The Greenbushes community have received donated plants and would like to undertake a community planting event (as per the design) however before this can be completed reticulation and turf needs to be laid, the funds from the Bridgetown Youth Precinct project along with savings from the allocation for anti-graffiti treatment would provide enough funds to complete the landscaping, enhancing the development and allow community to hold their community planting event with the school children.

In summary Attachment 7 requests Council's consideration and approval to transfer \$14,000 from '16IN – Bridgetown Youth Precinct Stage 2' project and \$5,711 from '02IM – Greenbushes Skate Park Anti-Graffiti' project and add these funds (\$19,711) to project '22IN – Greenbushes Youth Precinct'.

Bridgetown CBD Water Restoration Project - Geegelup Brook Design

In August 2023 the scope for Landscape and Engineering Concept Design for the Geegelup Brook rehabilitation project was taken to Council's Concept Forum and the Sustainability Advisory Committee for review and feedback. A number of essential items were highlighted and included in the scope with additional funding of \$47,000 added to the design component of the project. It was also advised that it was proposed to amalgamate the existing Corporate Business Plan allocations for planning

(\$45,000) and construction drawings (\$40,000) to cover the scope of the current design project. The total 2023/24 budget allocation being \$132,000.

However, the need to undertake the requirements to facilitate an approval under the Aboriginal Heritage Act will be essential to complete this process and will require approximately \$25,000 of unbudgeted funds. This process will be undertaken concurrently with the stage 1 design project. The outcome of the consultation process and approval will be used to inform the outcome of the design. Undertaking this approval process will ensure that the project will have all approvals completed and be ready for detailed design and construction at the completion of this design process.

In summary Attachment 7 requests Council's consideration and approval for the transfer of \$40,000 from 'PJ127 – Bridgetown CBD Water Restoration Project (Detail Design Stage)' to 'PJ95 – Bridgetown CBD Water Restoration Project (Concept Stage)' along with an additional \$25,000 being allocated to PJ95 for Aboriginal Heritage Act approval requirements. The additional \$25,000 is to be funded from the Strategic Projects Reserve.

The attached Budget Management Report provides information as required by the policy. Budget amendments as per the officer recommendation will result in a reduction to overall budget expenditure of \$108,107. This reduction in expenditure is offset by reduced income of \$116,363 and an increase in transfers from Reserve totalling \$8,256.

Statutory Environment

Local Government Act 1995

Section 5.41 of the Local Government Act (the Act) outlines the functions of the CEO. Functions included in this section of the Act relevant to this item are:

- cause council decisions to be implemented
- manage the day-to-day operations of the local government

s 6.8 Expenditure from municipal funds not included in annual budget:

- (1) The Council cannot incur expense from its municipal fund for a purpose for which no expense estimate is included in the annual budget (known as an 'additional purpose') except where the expense —
 - (a) is incurred in a financial year before the adoption of the annual budget by the local government;
 - (b) is authorised in advance by resolution by Absolute Majority; or
 - (c) is authorised in advance by the mayor or president in an emergency.
- (2) Where expense has been incurred;
 - (a) under s6.8 (1)(a) it is required to be included in the annual budget for that financial year; and
 - (b) under s6.8 (1)(c), it is to be reported to the next ordinary meeting of the council

Integrated Planning

- Strategic Community Plan
Outcome 14 Effective governance and financial management
- Corporate Business Plan - Nil
- Long Term Financial Plan - Nil

- Asset Management Plans - Nil
- Workforce Plan - Nil
- Other Integrated Planning - Nil

Policy Implications

This report has been prepared in accordance with Council's policy FM 13 - Budget Management Policy.

Budget Implications

Budget amendments as recommended will reduce funds held in the Strategic Projects Reserve by \$8,256.

Whole of Life Accounting – Not applicable

Risk Management – Not applicable

Voting Requirements – Absolute Majority

s 6.8 Expenditure from municipal funds not included in annual budget:

- (1) The Council cannot incur expense from its municipal fund for a purpose for which no expense estimate is included in the annual budget (known as an 'additional purpose') except where the expense —
 - (b) is authorised in advance by resolution by Absolute Majority

Development, Community and Infrastructure

ITEM NO.	C.09/0923	FILE REF.	
SUBJECT	CSRFF Bridgetown Golf Club – Club house rebuild		
OFFICER	Manager Community Development		
DATE OF REPORT	19 September 2023		

OFFICER RECOMMENDATION

That Council

1. *Approve the submission of the Community Sport and Recreation Facilities Fund (CSRFF) grant application by the Bridgetown Golf Club for the partial funding of the construction of a new club house*
2. *Advise the Department of Local Government, Sport and Cultural Industries that Council ranks this grant application as Priority 1 of 1 for the current CSRFF funding round for this Shire.*

Electoral Caretaker Period Policy Statement

The Officer Recommendation has been reviewed in context of the Shire's Electoral Caretaker Period Policy and the CEO has determined that it does not constitute a Major Policy Decision. The CEO therefore provides this report for Council's consideration.

Summary/Purpose

As part of the process for the Department of Local Government, Sport and Cultural Industries' (DLGSC) Community Sport and Recreation Facilities Fund (CSRFF) the

applicable local government is asked to prioritise all applications received from its district before they are lodged. Only 1 application exists for the 2023/24 CSRFF Small Grants funding round, and that is the application from the Bridgetown Golf Club to assist in funding the construction of the new Golf Club - Club House.

Background

The DLGSC provides funding to community sporting groups to assist in the construction of sport and recreation infrastructure through the annual CSRFF funding round.

The DLGSC will provide a maximum of ½ of the total project costs for projects over \$500,000 that can be included under the Development Bonus. It is the applicant's responsibility to then obtain the remaining funding required to implement the project.

The DLGSC, as part of their application and assessment process, seek input from local government authorities in this process by prioritising applications for projects within the relevant local government area.

This is considered beneficial as a method of informing local government authorities about infrastructure development proposals within the area and as a means for the Council to prioritise the projects in line with their strategic objectives.

Only 1 CSRFF application exists for the 2023/24 funding round, being the Bridgetown Golf Club Proposal to construct a new clubhouse building at the Bridgetown Golf Course to replace the old building that was destroyed in the February 2022 Bridgetown Fire.

If Council are supportive of the officer's recommendation the sole application will be ranked 1 of 1 for the specific grant round for this local government area.

Officer Comment

The old clubhouse was destroyed by a major bushfire in February 2022 and the Club is currently operating from a tin shed and transportable toilet facilities. The replacement of the old clubhouse building with a modern and functional community facility is critical for the long-term sustainability of the club and will provide a high-quality venue for a range of community activities and functions. The new facility would allow the Club to resume hosting golf tournaments and veterans golf days which provide essential funds for maintaining the course and running the club, and provide a trail head for the mountain bike trails currently at concept design.

The proposed facility has been designed to cater for a range of recreation and community activities in addition to golf related activities. The design features that will allow multi-purpose use of the facility include:

- Easy access to the building from the car park including access ramps to the main entrance and undercover verandah
- The main Function/Activity room is 120m² which provides an ideal space for a range of small to medium size group activities such as Yoga, Pilates, Group exercise classes and the like. It would also be a suitable venue for a range of passive activities, seminars, training programs and social functions

- The kitchen has been designed to a Class 1 standard that would allow food preparation on the premises and meals to be served directly to the Function Room via a servery
- Modern ablution facilities including a universal access toilet and shower are located at the main entry to the building and are easily accessible from the Function/Activity room and the southern veranda
- The southern veranda/alfresco area provides the opportunity for larger functions during the warmer months and the potential to enclose should there be a need to expand the size of the main Function/Activity room in the future.

In response to the design brief and to provide the most appropriate technical specification for the equipment and systems for the facility (i.e. filtration, lighting, water heating, air quality) the architect has included the following features in the design:

- Heat Recovery Ventilation system which runs off 2 x 80 watt fans and delivers 100% fresh air to the building with 1.5 air changes per hour
- Filtration of the incoming fresh air removes any pollens, air born dust and allergens
- Efficient and intelligent lighting systems with Light Emitting Diodes (LED)
- The Hot Water System will be heat pumps which are proven to be the most efficient way of heating water.

The following sustainability features have been included in the design to ensure energy and water efficient products and design considerations have been included in the new club house:

- The building is provided with a large north facing skylight to the function room that will allow the entry of warming winter sun and prevent the entry of hot summer sun via a carefully designed overhang. This skylight in combination with the South skylight will also generally reduce the need for Artificial light.
- Windows and Doors will be Low Emissivity Glass which reduces infrared light (Heat) from penetrating the glass from the outside thus reducing the heating and cooling loads to maintain a comfortable internal temperature and reducing the heating and cooling costs.
- High levels of wall and roof insulation and polystyrene under the slab perimeter will reduce the heat gain and heat loss through these elements. Walls and roof to be built to prevent air leaks to the outside with an "Intello" membrane.
- The building will capture, and U/V treat all the roof rainwater run-off and store it in a large 135,000 litre rainwater tank.
- The plumbing fixtures, fittings and tapware will all be water wise certified.
- The Hot Water System will be heat-pumps which are proven to be the most efficient way of heating water.
- Provision of a Photo Voltaic Array on the roof with a lithium Iron rechargeable Battery will dramatically reduce the building's electrical consumption.
- The provision of all electrical equipment in the kitchen in lieu of gas appliances
- The use of energy efficient LED lighting will reduce the building's electrical consumption.

The Bridgetown Golf Club are not requesting a financial contribution from Council just support of their grant application and to rank the application as 1 of 1 for the Shire of Bridgetown-Greenbushes

Statutory Environment - Nil

Integrated Planning

- Strategic Community Plan
 - Outcome 2 good health and community wellbeing.
 - Objective 2.2 provide quality sport, leisure and recreation services.
 - Outcome 7 responsible and attractive growth and development
 - Objective 7.2 advocate for adequate infrastructure to support responsible growth

- Corporate Business Plan
 - Action – 7.2.1 advocate for State Government funding for community infrastructure to support the implications of the mine expansion project.

- Long Term Financial Plan - Nil
- Asset Management Plans - Nil
- Workforce Plan - Nil
- Other Integrated Planning - Nil

Policy Implications - Nil

Budget Implications - Nil

Whole of Life Accounting

The Bridgetown Golf Club Inc. will be solely responsible for all ongoing operating costs associated with the new building. This will be funded from club revenue including member fees, golf tournaments and activities, green fees, building hire fees, sponsorship and fundraising. An annual maintenance provision of \$20,000 (1% of construction cost) is included in the Life Cycle Cost Analysis for the first five years, increasing to \$25,000 thereafter.

Risk Management

Supporting the provision of sports facilities that allow for shared use and are in good condition supports community wellbeing, health and social cohesion and mitigates risk by improving liveability in the Shire and supporting community wellness.

Voting Requirements - Simple Majority

ITEM NO.	C.10/0923	FILE REF.	
SUBJECT	Geegelup Brook Rehabilitation Project		
OFFICER	Manager Community Services		
DATE OF REPORT	21 September 2023		

- Attachment 8 Collated Data from the community consultation.
- Attachment 9 Emerge Associates - Original RFQ Response (CONFIDENTIAL)
- Attachment 10 Map of project area

OFFICER RECOMMENDATION:

That Council adopt the Bridgetown CBD Water Restoration Project (Geegelup Brook) by adopting the following:

1. *The Project Area as presented in Attachment 10*
2. *The Project Scope as below:*
 - a) *Stage 1-Project Inception and Investigations*
 - *Appointment of Design Consultant (indicative)*
 - *Meeting 1 Virtual start-up meeting consultants and council representatives - Confirm Scope, Budget and Project Plan*
 - *Site Visit with Sub-Consultants*
 - *Desktop review of relevant information currently available regarding the site. Identify, and where possible address any relevant knowledge gaps*
 - *Consultant team design workshop 1: Development of the opportunities and constraints plan.*
 - b) *Stage 2- Scoping and consultation*
 - *Feature Survey*
 - *Consultation 1 Aboriginal stakeholder engagement on country*
 - *Consultation 2 Key stakeholder engagement with Government agencies and event organisers; excludes Liaison with utility and service providers*
 - *Consultation 3 Liaison with Government agencies and event organisers*
 - *Consultant team design workshop 2: Development of concept plan approach*
 - *Meeting 2 Virtual with Project Reference Group reporting comments from 1st round of consultation establishing drivers of key stakeholders and reporting on concept design approach*
 - *Include a flora and bird survey to be undertaken for the identified project area*
 - *Include a fauna survey focusing on amphibians be undertaken for the identified project area*
 - *Undertake water testing to understand the quality of water and assess any impacts of industrial waste entering the Geegelup Brook*
 - *Undertake a consultation and approval process to complete the requirements to gain approval under the Aboriginal Heritage Act*
 - *Include the 2D model for the major storm event*
 - *Planning elements – undertaken inhouse.*
 - c) *Stage 3-Draft of Landscape Concept Design*
 - *Preparation of draft landscape concept design and report*

- *Hydrological assessment of frequent storm event*
- *Preliminary Cost estimate*
- *Meeting 3 Virtual Present draft landscape concept plan to project reference group (2hr)*
- *Consultation 4 Community Consultation on draft landscape concept plan. Project team prepare material - community consultation/public advertising undertaken by the shire*
- *Meeting 5 Virtual meeting with Project Reference Group (Shire) to establish feedback and agree report finalisation approach*
- *Council Presentation 1 of draft design for approval – in person.*

d) Stage 4-Finalisation of Landscape Concept Design

- *Review design (based on outcomes of the community consultation and feedback from Project Reference Group)*
- *Minor amendments to the final Landscape Concept plan*
- *Develop staged implementation relating to project scope.*
- *Itemised cost estimate (Quantity Surveyor)*
- *Send revised design to Project Reference Group for final comments.*
- *Incorporate any further design inputs into the masterplan*
- *Council Presentation 2 of final masterplan approval for release for community consultation Face to face*
- *Finalisation of Brief concept design report*
- *Project Completion.*

Electoral Caretaker Period Policy Statement

The Officer Recommendation has been reviewed in context of the Shire's Electoral Caretaker Period Policy and the CEO has determined that it does not constitute a Major Policy Decision. The CEO therefore provides this report for Council's consideration.

Summary/Purpose

These recommendations seek to progress the Bridgetown CBD & Water Safety Project (Geegelup Brook Rehabilitation Project) as identified in the Corporate Business Plan.

Background

Geegelup Brook forms part of the Blackwood River catchment. The catchment area for Geegelup Brook is approximately 23 square kms and is approximately 8 km in length, extending from Hester in the north to the Blackwood River in the south. Approximately 1 km of Geegelup Brook forms the basis of the study area, shown in Attachment 10. The brook is highly valued by the community and has Aboriginal and European heritage values (being a Registered Aboriginal heritage site, ID 20434), as well as providing a connection to the Blackwood River and recreation opportunities.

For close to ninety years, Geegelup Brook has been substantially modified and a significant portion of the waterway, between Lockley Avenue and Stewart Street, is now a concrete lined trapezoid drain with limited ecological values. The waterway is currently limited to a small corridor, with portions of the western bank subject to a steep escarpment, primarily south of Henry Street. A small portion of the brook, between Stewart Street and Loftie Street was revegetated in the early 2004, while the remainder of the brook is still largely cleared of intact remnant vegetation. A number

of remnant trees exist along portions of the waterway, as well as a number of planted non-native species and weed species.

This Geegelup Brook Rehabilitation project was first included in the Corporate Business Plan in 2020. The action items in the Corporate Business Plan 2020 – 2024 included developing concept plans and preliminary costings, develop detailed plans, costings and funding model, acquire suitable tenure of land behind shops adjacent to Geegelup Brook to formalise access and car parking, prepare a design plan for the completion of the car park area behind the shops adjacent to Geegelup Brook and prepare detailed design plans for the construction of the car parking area behind the shops adjacent to Geegelup Brook.

There has been significant concern about flooding associated with Geegelup Brook, as well as impacts on water quality within the Blackwood River. A number of flood studies have been completed over the last 20 years that consider Geegelup Brook with different modifications made to the brook over this period (Wittenoom Consulting Engineers 2014). There is concern that future larger flood events could result in significant safety concerns for users of the carpark areas that currently service the town centre, including vehicles being washed away. Geegelup Brook in its current configuration is not able to support the 1 in 100-year flood event, with significant flooding of nearby carpark and retail areas, as well as potential for significant erosion due to the high velocity associated with water moving through the brook.

A community consultation session held in the form of a community design workshop was undertaken to understand the communities' intent with regard to this important Bridgetown landmark. There were 15 members of the community from various professional and personal backgrounds including 1 councillor in attendance (Attachment 8).

The main conclusions from the design workshop were;

- Re-naturalise the creek's appearance by removing concrete walls, allow for a natural meandering rather than rigid structure
 - Use natural filtration methods by using reeds, etc.
 - Minimise manmade structures and use less intrusive pathways like boardwalks over the brook.
 - Maintain Western side as natural.
 - Eastern side can have built up infrastructure e.g. parking, walk trails, shops
- Flooding risk must be considered and mitigated
- Consult aboriginal elders and historians to better understand the brook's historical existence, prevalence and meaning
 - Tie this in with interpretative signage describing historical use and descriptions of native flora/fauna
- Ensure the trail has a flow-on effect to existing trails - accessibility is key
- Consider expanding the art trail with use of murals on adjacent buildings
- Consider encouraging local businesses to build up their Geegelup-brook side infrastructure with decks (car park underneath), boardwalks, murals, etc.

A Request for Quote was offered to suitable vendors through the WALGA preferred supplier vendor panel. The only response received was from Emerge Associates. The scope of works proposed by Emerge Associates was presented to councillors at a

Concept Forum and then taken to the Sustainability Advisory committee for feedback (Attachment 9).

The proposed project scope incorporates modifications as recommended by the Sustainability Advisory Committee.

Officer Comment

Geegelup Brook is a valued feature within the townsite, with a strong desire from the community to enhance and maintain the brook in order to restore the health of the brook and create a 'Living Stream', provide passive recreation areas that are attractive to visitors and connect with the town centre as well as provide an important ecological linkage between the Blackwood River and Somme Creek.

The term 'Living Streams' describes an approach to managing urban stormwater that creates a complex ecosystem with outcomes for ecology, water quality, water conveyance and amenity. It was developed as a restoration approach to managing urban streams and drains for multiple outcomes (DoW, 2007). While Geegelup Brook includes both rural and urban catchment, the principles associated with developing a Living Stream would enable the goals of Council and the community to be achieved, in particular improving the ecological values associated with the brook, mitigating flood impacts and improving water quality outcomes for the Blackwood River. The ideal outcome for the portion of Geegelup Brook that will be rehabilitated as part of this project would be the provision of a naturalised 'Living Stream' however there are constraints in achieving the stormwater management outcomes for the Brook and study area that will not be managed as a part of this project.

Geegelup Brook (where it interacts with the town centre) runs from Nelson Street in the north to Loftie Street in the south and is located at the rear of existing commercial areas adjacent to Hampton Street (Attachment 10). The intention of this project is to restore Geegelup Brook to be more natural in form and function, but also ensure flood safety issues, as well as pedestrian and vehicle accessibility issues for the main street and town centre are appropriately managed.

If Council approve the recommendations, once this stage of the project is complete all approvals shall be finalised and the next stage of the project would include detailed design, costings, engineering and construction.

Statutory Environment - Nil

Integrated Planning

- Strategic Community Plan
 - Outcome 4 the Shire of Bridgetown-Greenbushes continues to be naturally beautiful
 - Objective 4.1 conserve and enhance the natural environment for current and future generations to enjoy
- Corporate Business Plan
 - Action 4.1.1 provide concept plans and preliminary costings for the Bridgetown CBD Water Restoration Project (Geegelup Brook) 22-23
 - Action 4.1.2 provide detailed design plans, costings and funding model for Bridgetown CBD 22-23

Action 4.1.3 provide the implementation of the Bridgetown CBD Water Restoration Project (Geegelup Brook) 24-25

- Long Term Financial Plan – Not applicable
- Asset Management Plans
Maintenance requirements will be identified and included in the annual maintenance schedule and budget process once the project is complete.
- Workforce Plan – Nil
- Other Integrated Planning - Nil

Policy Implications - Nil

Budget Implications

The budgetary implications associated with this stage of the Bridgetown CBD Water Restoration Project (Geegelup Brook) have been covered in the Budget Management Report (C.08/0923). If Council approve the budget amendment, the current budget will cover the costs associated with the proposed scope of work.

Whole of Life Accounting

Whole of life cycle principles will be considered during the design stage with the suggested outcome being a reduction of maintenance and flood damage due to the rehabilitation of the Geegelup Brook.

Risk Management

Engaging all stakeholders to assist in informing the plan and including natural flood mitigation strategies will mitigate the impacts of potential flood events, ensure the support of community, and complete the approvals process so that the project will be ready for detailed design and construction.

Voting Requirements –Simple Majority

ITEM NO.	C.11/0923	FILE REF.	RD270
SUBJECT	Installation of planter boxes along the Stanifer Street footpath		
OFFICER	Manager Infrastructure & Works		
DATE OF REPORT	19 September 2023		

Attachment 11	Greenbushes Town Centre Car Park Project – Initial Design
Attachment 12	Greenbushes Town Centre Car Park Project – Revised Design
Attachment 13	AUSTROADS Vehicle Classification System
Attachment 14	Stanifer Street Daily Classes
Attachment 15	Stanifer Street Speed Statistics

OFFICER RECOMMENDATION

That Council approve the installation of planter boxes along the Stanifer Street footpath adjacent to the Greenbushes Roadhouse and Greenbushes Post Office in order to improve public safety by preventing direct vehicle access from Stanifer Street.

Electoral Caretaker Period Policy Statement

The Officer Recommendation has been reviewed in context of the Shire's Electoral Caretaker Period Policy and the CEO has determined that it does not constitute a Major Policy Decision. The CEO therefore provides this report for Council's consideration.

Summary/Purpose

To approve the installation of planter boxes along the Stanifer Street footpath adjacent to the Greenbushes Roadhouse and Greenbushes Post Office as part of the Greenbushes Town Centre Car Park Project. The purpose of the installation is to improve public safety by preventing direct vehicle access to the location from Stanifer Street.

Background

The Greenbushes Town Centre Car Park project was substantially completed in August 2023, formalising the previous gravel parking area as a sealed, kerbed, and line marked car park to current Australian Standards. In addition to the obvious improvements to function and amenity, addressing driver and pedestrian safety were also important outcomes of the project. In particular, the ad-hoc vehicle movements into and within the area needed to be addressed since this created hazards for pedestrians on the Stanifer Street footpath and motorists on Stanifer Street.

The initial project design (Attachment 11) incorporated a single entry/exit point for the off-street parking from Stanifer Street and provided 18 standard bays in addition to an ACROD bay and long vehicle parking. Feedback from the business owners of the Roadhouse and Post Office raised concerns that the number of bays were insufficient. In response, a revised design (Attachment 12) was produced providing 26 standard bays, an ACROD bay, but reduced long vehicle parking. The revised design did not alter the entry/exit points along Stanifer Street from the initial design.

The initial and revised designs proposed bollards to be installed along the Stanifer Street footpath to prevent unsafe vehicle movement. During construction, the business owners of the Roadhouse and Post office objected to the installation of bollards adjacent to their premises citing loss of convenience for customers. The Shire agreed not to proceed with the installation pending further consideration of the issue.

Officer Comment

Figure A shows the existing parking situation. Yellow dashed lines indicate the road reserve boundary, red indicates footpaths, and the hatched area indicates the extent of the conflict area created by front-in off-road parking adjacent to the Roadhouse and Post Office.

The primary concern with the current arrangement is the crossover from the road to the premises (hatched area):

- Stanifer Street is a major road - June 2022 traffic count show 1500 vehicles per day (approx. 20% heavy vehicles). For context, a residential road in Bridgetown such as Blechynden St or Turner Rd carry approximately 300 vehicles per day
- There is often a lack of visibility of the footpath and oncoming traffic for reversing vehicles due to adjacent parked vehicles
- There are a very high number of vehicle movements into and from the parking area
- The 17.5m width of the crossing introduces a large potential conflict area for users of the footpath and Stanifer Street.

Figure A: Existing Arrangement



The following are relevant design points for parking at the premises:

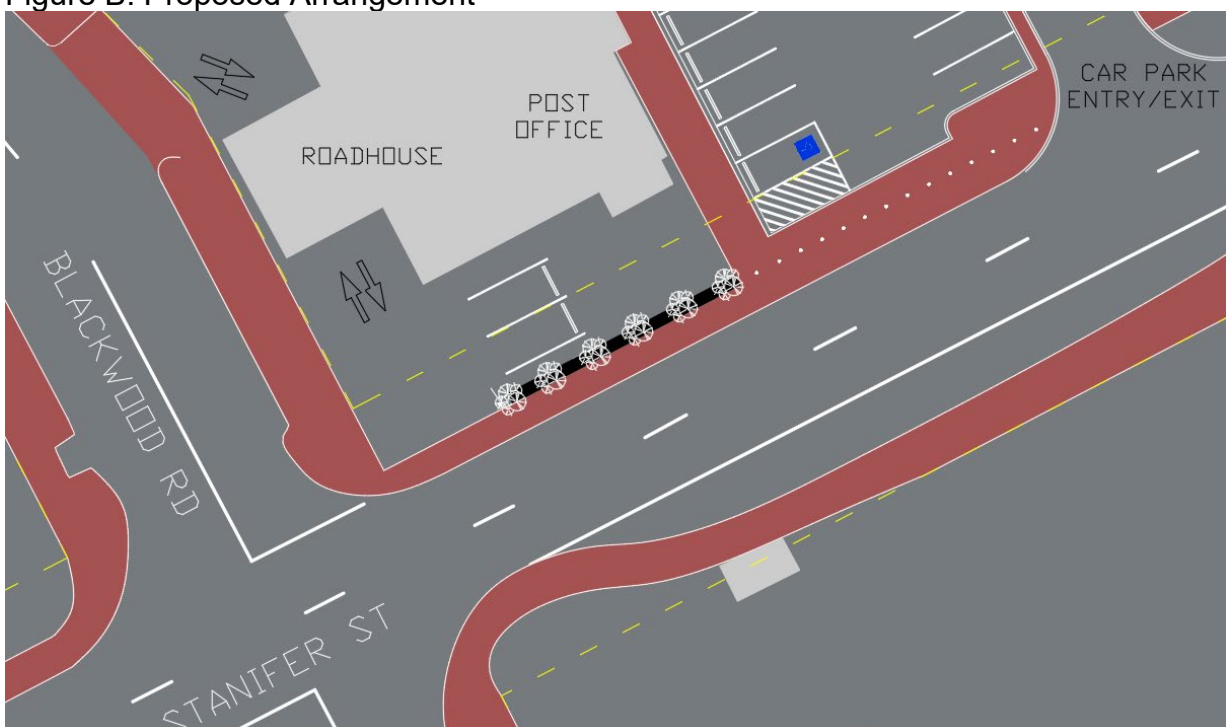
- A. Stanifer Street is considered a major road (a road carrying predominantly through traffic) and as such, both entry and exit to the off-road commercial parking area at the property boundary is required to be in the forward direction. (*Reference: AS*

2890.2 Parking facilities, Part 2 Off-street commercial vehicle facilities, Reference: MRWA Guide to Road Design - Driveways)

- B. The location of off-street parking facility entrances and exits should consider the likely effects of entry/exit traffic on the safety of pedestrians and other non-motorised road users on adjacent footpaths and bicycle lanes. (Reference: Austroads Guide to Traffic Management Part 11 - Parking Management Techniques)
- C. Design should prohibit on-site car parking between the footpaths and the fronts of buildings. (Reference: Austroads Guide to Traffic Management Part 11 - Parking Management Techniques)
- D. Provision for traffic within a parking facility shall take into account the need for traffic to move to and from the frontage road with minimum disruption to through traffic and maximum pedestrian safety. (Reference: AS 2890.1 Parking Facilities - Off-Street Car Parking)
- E. The Shire often refers to Main Roads WA (MRWA) specifications for design guidance and in relation to the Roadhouse, MRWA guidelines state that service stations may have up to two driveways up to 11.0 m wide. (Reference: MRWA Guide to Road Design - Driveways)
- F. While the project did not include provision for on-street parking, it is worth noting that inclusion of such parking would need to consider pedestrian and cyclist amenity and safety. Parking should minimise obstructions to pedestrians and cyclists. Front-in parking may create safety hazards when reversing out into traffic flow. (Reference: AS 2890.5 Parking Facilities - On-Street Parking)

The above points would be addressed by the installation of long and narrow planter boxes between the Stanifer Street footpath and the premises as shown in figure B. This will restrict vehicle movements to the appropriate crossover to the premises while still allowing at least two off-road parking bays adjacent to the premises. It would also ensure vehicles entering and exiting the premises do so in a forward direction and eliminate the pedestrian & oncoming traffic conflict area identified in Figure A.

Figure B: Proposed Arrangement



The use of the area between the planter boxes and the premises for parking should be considered suitable for safe vehicle and pedestrian manoeuvring, however this should be at the discretion of the business owners. It is not proposed that the Shire install and manage of parking at this location. The possibility of parallel on-street parking to provide additional parking at the front of the premises was assessed. However, it was determined that the minimum safe intersection sight distance (SISD) of 97m could not practically be met. Additionally, there would only be space for at best two parallel parking bays.

Figure C: Parallel On-Street Parking



Design of the planter box and plant selection are yet to be determined however the intention is that the arrangement should be of a high standard and improve the amenity of the area.

The purpose of the proposed planter boxes is equivalent in function to the installation of bollards at the location in the original project scope. The planter boxes are considered consistent with the project scope and the associated cost is intended to be met under the project budget.

Statutory Environment - Nil

Integrated Planning

- Strategic Community Plan
 - Outcome 3 A safe community for people and animals.
 - Objective 3.1 Maintain high levels of community safety.
 - Outcome 9 Safe, affordable, and efficient movement of people and vehicles.
 - Objective 9.1 Improve road safety and connectivity.
 - Objective 9.3 Develop a safe, well-connected network of paths for all users.
- Corporate Business Plan - Nil
- Long Term Financial Plan – Nil

- Asset Management Plans – Nil
- Workforce Plan – Nil
- Other Integrated Planning - Nil

Policy/Strategic Implications - Nil

Budget Implications - Nil

Whole of Life Accounting

There will be an ongoing cost to maintain the planter box garden consistent with other installations around the Shire.

Risk Management

There is a risk that the Shire could be held liable for damage or injury resulting from failure to address the current hazardous situation.

Voting Requirements - Simple Majority

Receival of Minutes from Management Committees

Nil

Urgent Business Approved by Decision

Responses to Elected Member Questions Taken on Notice

Elected Members Questions With Notice

Notice of Motions for Consideration at the Next Meeting

Matters Behind Closed Doors (Confidential Items)

Closure

The Presiding Member to close the meeting.

List of Attachments

Attachment	Item No.	Details
1	C.04/0923	Rolling Action Sheet - September 2023
2	C.05/0923	Proposed Delegation LE.24 – Planning Compliance
3	C.06/0923	Policy G 1 – Policy Manual, showing proposed amendments

4	C.07/0923	July 2023 Financial Activity Statements
5	C.07/0923	August 2023 Financial Activity Statements
6	C.07/0923	List of Accounts Paid in August 2023
7	C.08/0923	Budget Management Report
8	C.10/0923	Collated Data from the community consultation
9	C.10/0923	Emerge Associates - Original RFQ Response (CONFIDENTIAL)
10	C.10/0923	Map of project area
11	C.11/0923	Greenbushes Town Centre Car Park Project – Initial Design
12	C.11/0923	Greenbushes Town Centre Car Park Project – Revised Design
13	C.11/0923	AUSTROADS Vehicle Classification System
14	C.11/0923	Stanifer Street Daily Classes
15	C.11/0923	Stanifer Street Speed Statistics

Agenda Papers prepared and recommended by E Matthews, Executive Assistant



21 September 2023

Agenda Papers authorised by P St John, Temporary CEO



21 September 2023



ROLLING ACTION SHEET

ROLLING ACTION SHEET

September 2023 (encompassing Council Resolutions up to Special Council Meeting held 31 August 2023)

Where a tick is indicated this Item will be deleted in the next update

Note: Where no progress has occurred on implementing a resolution since the last update this comment will be made in the right hand column titled 'Progress Since Last report' but will not be included in the 'Past Comments' column. Only comments detailing specifics of how the resolution is being implemented are contained in the 'Past Comments' column.

Council Decision No.	Wording of Decision	Responsible Officer	Past Comments	Progress Since Last report	√
C.02/1216 Acquisition of Dumpling Gully Precinct	That Council request the CEO to investigate the options of the Shire of Bridgetown-Greenbushes taking ownership of the Dumpling Gully Dams (and associated area) commonly called the Dumpling Gully Precinct to incorporate the area into a Shire Reserve which can be developed for both passive and active recreation activities for the community and to manage and protect the Wetlands and associated unique fauna and flora of the region.	P St John	<p>Correspondence forwarded to Water Corporation on 23 December 2016. Response received 28 February 2017 indicating in-principle support to the proposal (April 2017).</p> <p>A meeting was held with the Water Corporation and Talison Lithium on 19.6.17 to further discuss the processes for de-proclamation of the drinking water source and the need to engage with DPAW (July 2017).</p> <p>A meeting is scheduled for 3 September with Water Corporation to progress this matter (September 2018).</p> <p>Advice received from Water Corporation that is continuing to work with Department of Water and Environmental Regulation (DWER) about excising the dam from State Forest (requires Cabinet approval) and resolving the water allocation issues. A follow up meeting with DWER is being planned (October 2018).</p> <p>January 2019 Refer item in January agenda.</p> <p>February 2019 Submission lodged with Department of Water and Environmental Regulation recommending that the Greenbushes</p>	<p>September 2023 No update.</p>	√

			<p>Catchment Area should be abolished under the Country Areas Water Supply Act 1947.</p> <p>September 2019 DWER is currently conducting stakeholder consultation on the abolition of the Greenbushes Catchment Area under the Country Areas Water Supply Act 1947 on the basis that water quality issues with this source means that it is no longer used by the Water Corporation to supply public drinking water. The DWER recommendation is that the catchment should now be abolished to enable increased recreation, tourism and customary activities.</p> <p>October 2019 The process to transfer the land from State Forest is progressing.</p> <p>March 2020 The Shire President and CEO had a meeting with the Minister for Environment about growth strategy projects and took the opportunity to ask for an update on transfer of the former Water Corporation dams to the Shire. A response was subsequently received from the Minister advising that DBCA is supportive in-principle of the Shire's request to use the dams for recreation but a number of issues need to be addressed with both the Shire and Water Corporation. A meeting of all parties is to be requested to expedite the matter.</p> <p>May 2020 A meeting of relevant agencies is required but hasn't been able to be arranged due to COVID-19. With the current easing of restrictions a meeting is to be scheduled.</p>	
--	--	--	--------------------------------------------------------------------------------------------------------------------------------------------------------------------------------------------------------------------------------------------------------------------------------------------------------------------------------------------------------------------------------------------------------------------------------------------------------------------------------------------------------------------------------------------------------------------------------------------------------------------------------------------------------------------------------------------------------------------------------------------------------------------------------------------------------------------------------------------------------------------------------------------------------------------------------------------------------------------------------------------------------------------------------------------------------------------------------------------------------------------------------------------------------------------------------------------------------------------------------------------------------------------------------------------------------------------------------------------------------------------------------------------------------------------------------------------------------------	--

			<p>July 2020 A meeting with DBCA is being arranged for August.</p> <p>August 2020 A meeting was held with DBCA to discuss a number of matters including the dumpling gully precinct. This led to an understanding that a meeting with all parties (Shire, DBCA and Water Corporation) needs to be held and this is currently being arranged.</p> <p>September 2020 A request has been submitted to DBCA for a meeting to be held between Shire, DBCA and Water Corporation to identify issues to enable this proposal to be progressed.</p> <p>June 2021 A meeting was held last week with an officer of the Water Corporation to discuss any issues precluding transfer of the land to the Shire. All matters have been addressed and the issue is currently with DBCA to progress. An update has been requested from DBCA.</p> <p>July 2021 Contact has been made with DBCA to arrange a meeting of stakeholders to accelerate the disposal to the Shire of the Dumpling Gully dams.</p> <p>July 2022 No progress since last report.</p> <p>October 2022 A meeting is being arranged for mid-November with relevant Government agencies to determine what needs to occur to accelerate the acquisition of the water bodies by the Shire.</p>		
--	--	--	-----------------------------------------------------------------------------------------------------------------------------------------------------------------------------------------------------------------------------------------------------------------------------------------------------------------------------------------------------------------------------------------------------------------------------------------------------------------------------------------------------------------------------------------------------------------------------------------------------------------------------------------------------------------------------------------------------------------------------------------------------------------------------------------------------------------------------------------------------------------------------------------------------------------------------------------------------------------------------------------------------------------------------------------------------------------------------------------------------------------------------------------------------------------------------------------------------------------------------------------------------------------------------------------------------------------------------	--	--

			<p>November 2022 A meeting of relevant agencies has been scheduled for 7.12.22</p> <p>December 2022 A multi-agency meeting was meant to be held on 7.12.222 but unfortunately had to be postponed due to some late notice of unavailability of key participants. A revised meeting date in January is being arranged.</p> <p>January 2023 Revised meeting date yet to be set due to absence of relevant Government staff in January.</p> <p>February 2023 A new meeting date with Government agency representatives hasn't been established yet.</p> <p>March 2023 No progress since last report.</p> <p>August 2023 A meeting with Water Corporation is scheduled for 30 August at which a plan to progress devesting the dams from State Forest will be developed.</p>	
C.11/0621 Civic Centre Car Park, Steere Street and Stewart Street Precinct	<p>That Council:</p> <ol style="list-style-type: none"> Note the submissions received in 2019 as per Attachment 15 and 2020/21 as per Attachment 16. Request the Chief Executive Officer to implement the design of Civic Centre Car Park, Steere Street and Stewart Street Precinct as per Attachment 13. Authorise the Chief Executive Officer to execute any minor modifications as may be necessary to safely and efficiently implement the project. 	S Alexander	<p>August 2021 Funds included in 2021/22 budget with work to be scheduled into 2021/22 works program.</p> <p>October 2021 Some preliminary works for car parking on Stewart Street have recently commenced.</p> <p>November 2021 The works will occur as part of the 2021/22 road construction program.</p> <p>December 2021 No progress since last report</p>	<p>September 2023 Updated RFQ's and MRWA works approval currently being prepared.</p>

		<p>January 2022 No progress since last report</p> <p>April 2022 The works are scheduled to occur as part of the 2021/22 road construction program, weather permitting.</p> <p>May 2022 Awaiting availability of contractor to undertake new line marking in the Civic Centre car park. The works on Stewart Street and Steere Street will be carried forward to 2022/23 due to limitations in finding contractors and the need to complete grant funded components of the road construction program as a priority.</p> <p>June 2022 The funding for this project is proposed to be carried forward to 2022/23 due to limitations in finding contractors and the need to complete grant funded components of the road construction program as a priority.</p> <p>July 2022 No update since last month's report</p> <p>August 2022 This work will be scheduled into the Shire's 2022/23 road construction program.</p> <p>September 2022 Design of the works have been completed with the calling for quotes to occur shortly.</p> <p>October 2022 This project has been scheduled into the 2022/23 construction program. With grant funded projects finalised this project is likely to occur after March 2023.</p> <p>November 2022 No update since last month's report.</p>	
--	--	---------------------------------------------------------------------------------------------------------------------------------------------------------------------------------------------------------------------------------------------------------------------------------------------------------------------------------------------------------------------------------------------------------------------------------------------------------------------------------------------------------------------------------------------------------------------------------------------------------------------------------------------------------------------------------------------------------------------------------------------------------------------------------------------------------------------------------------------------------------------------------------------------------------------------------------------------------------------------------------------------------------------------------------------------------------------------------------------------------------------------------------------------------------------------------------------------------------------------------------------------------------------------------------------------------------------------------------------------------------------------------	--

			<p>January 2023 Line marking of car park scheduled to occur on 19 January 2023.</p> <p>February 2023 Car park line marking complete. Contractor yet to be engaged for remainder of works. RFQ to be issued in February.</p> <p>March 2023 RFQ for remaining works not yet ready.</p> <p>April 2023 No update since last month's report.</p> <p>July 2023 The works will be scheduled for Spring 2023.</p> <p>August 2023 No update since last month's report</p>		
C.02/0721 Review of Local Laws	<p>1. That in accordance with section 3.16(3) of the Local Government Act 1995, Council note and consider the three submissions received in response to its statutory review of Local Laws.</p> <p>2. That in accordance with section 3.16(4) of the Local Government Act 1995 Council resolves to repeal the Pest Plants Local Law.</p> <p>3. That in accordance with section 3.16(4) of the Local Government Act 1995 Council resolves to amend the following Local Laws with reports to be presented to future Council meetings presenting details of the proposed amendments for consideration:</p> <ul style="list-style-type: none"> (i) Activities on Thoroughfares and Trading in Thoroughfares & Public Places Local Law (ii) Cats Local Law (iii) Fencing Local Law (iv) Health Local Law 	N Price	<p>September 2021 This resolution is being actioned in parts (each Local Law being actioned independently). An item on the repeal of the Pest Plants Local Law is contained in the September Council agenda</p> <p>October 2021 Report on Pest Plants Repeal Local Law presented to September Council meeting.</p> <p>December 2021 Pest Plants Repeal Local Law currently being advertised</p> <p>February 2022 Report on Pest Plants Repeal Local Law will be presented to March Council meeting. Other proposed amendments to local laws as per the resolution will be addressed in turn.</p>	September 2023 No update.	

	<p>(v) Standing Orders Local Law</p> <p>4. That in accordance with section 3.16(4) of the Local Government Act 1995 Council resolves to retain without amendment the following Local Laws:</p> <ul style="list-style-type: none"> (i) Bush Fire Brigades Local Law (ii) Cemeteries Local Law (iii) Dogs Local Law (iv) Parking & Parking Facilities Local Law <p>5. That in accordance with section 3.12 of the Local Government Act 1995 Council resolves to make a Waste Local Law with a report to be presented to a future Council meeting presenting a draft Local Law for consideration.</p> <p>6. In accordance with section 3.16(4) of the Local Government Act 1995 Council resolves to amend the Local Government Property Local Law by reviewing clause 5.3 of the Local Law with a report on this proposed amendment to be presented to future Council meetings.</p>		<p>March 2022 Report on Pest Plants Repeal Local Law and Fencing Local Law are included in March Council agenda. Other proposed amendments to local laws as per the resolution will be addressed in turn.</p> <p>April 2022 Reports on the Pest Plants Repeal Local Law and Fencing Local Law were presented to Council's March meeting.</p> <p>May 2022 The proposed amendment to the Fencing Local Law will be submitted to the June Council meeting. An enquiry has been submitted to WALGA seeking information to inform the potential change to clause 5.3 of the Property Local Law.</p> <p>June 2022 The proposed amendment to the Fencing Local Law will be submitted to the July Council meeting. A response has been received from WALGA about gender signage on public toilets and further research into this issue is required.</p> <p>July 2022 The Pest Plants Repeal Local Law 2021 was gazetted on 5 July and is operational from 19 July 2022.</p> <p>August 2022 No update since last report.</p> <p>October 2022 Report on Fencing Local law amendment contained in October agenda.</p> <p>November 2022 Fencing Amendment Local Law being</p>	
--	--------------------------------------------------------------------------------------------------------------------------------------------------------------------------------------------------------------------------------------------------------------------------------------------------------------------------------------------------------------------------------------------------------------------------------------------------------------------------------------------------------------------------------------------------------------------------------------------------------------------------------------------------------------------------------------------------------------------------------------------------------------------------------------------------------------------------------------------------------------------------------------------------------------------------------	--	-------------------------------------------------------------------------------------------------------------------------------------------------------------------------------------------------------------------------------------------------------------------------------------------------------------------------------------------------------------------------------------------------------------------------------------------------------------------------------------------------------------------------------------------------------------------------------------------------------------------------------------------------------------------------------------------------------------------------------------------------------------------------------------------------------------------------------------------------------------------------------------------------------------------------------------------------------------------------------------------------------------------------------------------------------------------------------------------------------------------------------------------------------------------------------------------------------------------------------------------------------------------	--

			<p>advertised.</p> <p>December 2022 No update since last month.</p> <p>January 2023 Report on Fencing Local Law included in January Council agenda.</p> <p>February 2023 Amendment to Fencing Local Law in progress. Review of Standing Orders Local Law has been deferred as the State Government intends to legislate for standing meeting procedures in the next tranche of legislative changes under the Local Government Amendment Act this year. Amendments to the other 3 local laws will be progressed as resources allow.</p> <p>March 2023 No progress since last report.</p> <p>May 2023 Report on Fencing Local Law to be presented to May Council meeting.</p> <p>June 2023 Following deferral of Fencing Local Law report at May council meeting a report to be presented to the June meeting.</p> <p>July 2023 No progress since last report.</p>		
C.11/1221 Review of Plantation Applications Town Planning Scheme Policy	That Council adopt the draft revised Plantation Applications Town Planning Scheme Policy TP.1, as per Attachment 7, and direct the Chief Executive Officer to proceed to public consultation in accordance with Clause 7.6.2 of Town Planning Scheme No.4, with a report and feedback to be presented to a future meeting of Council.	P St John	<p>January 2022 Actioning of this resolution has been deferred to late January due to the commencement of the new Senior Planner in mid-January</p> <p>February 2022 Advertising to commence next week with closing date for submissions being 23</p>	September 2023 No update.	

			<p>March 2022.</p> <p>March 2022 Submission period ends 23.3.22 after which a report will be prepared for either the April or May Council meeting.</p> <p>April 2022 Submissions being assessed.</p> <p>June 2022 No update from last report</p> <p>July 2022 Due to workload associated with development applications the relevant officer hasn't been able to progress the assessment of the submission received on the draft policy. The matter will be presented to Council in next 2 months.</p> <p>August 2022 No update since last report.</p> <p>February 2023 The focus over the last 6 months has been to progress the consolidation of Town Planning Schemes 3 and 4. A report on that matter is contained in the February Council agenda. Once the consolidated TPS is adopted for community consultation all existing town planning scheme policies (including the Plantations Policy) will be reviewed. In the case of the Plantations Policy this is likely to mean that the review process will recommence from the start.</p> <p>March 2023 No update.</p>		
C.04/0322 Consideration of Recommendation from Annual General	That Council: 1. Conducts a review of the parking situation in the Bridgetown CBD, incorporating street parking and off-road parking, including loading bays.	P St John	<p>April 2022 Not commenced</p> <p>June 2022 Preliminary assessment of the footpath in</p>	September 2023 No update.	

<p>Meeting of Electors – Bridgetown CBD Parking</p>	<ol style="list-style-type: none"> 2. Request the CEO to assess the capacity of Ranger Services to conduct parking patrols on a regular but infrequent basis, with emphasis on illegal parking and report back via the review of the Workforce Plan due to be completed by June 2022. 3. Request the CEO to investigate the area in front of Westpac Bank for provision of a disabled parking bay. 		<p>front of the Westpac Bank has occurred and concept plans are being prepared.</p> <p>July 2022 No update since last month's report</p> <p>August 2022 The parking review hasn't commenced however investigations into establishing an ACROD bay on the footpath in front of the Westpac Bank have occurred and a draft plan and cost estimate was presented to the August Concept forum. Funding of third project is provided for in the draft 2022/23 budget.</p> <p>September 2022 No update since last report.</p> <p>October 2022 This item has yet to be progressed. Shire Executive are currently determining the scope of the parking review to determine if it should be done internally or outsourced to a consultant.</p> <p>November 2022 No update since last month's report.</p> <p>February 2023 The issue of parking checks being conducted will be addressed in the Workforce Plan which is currently being drafted. The disabled parking bay plans have been approved by Main Roads WA and we are now seeking quotes from a contractor. The review of the parking situation, has not occurred yet.</p> <p>March 2023 No update.</p> <p>April 2023 Detailed design for the parking bay is being finalised with MRWA after its earlier approval of the concept design. As soon</p>		
-------------------------------------------------------------	----------------------------------------------------------------------------------------------------------------------------------------------------------------------------------------------------------------------------------------------------------------------------------------------------------------------------------------------------------------------------------------------------------------------------	--	---------------------------------------------------------------------------------------------------------------------------------------------------------------------------------------------------------------------------------------------------------------------------------------------------------------------------------------------------------------------------------------------------------------------------------------------------------------------------------------------------------------------------------------------------------------------------------------------------------------------------------------------------------------------------------------------------------------------------------------------------------------------------------------------------------------------------------------------------------------------------------------------------------------------------------------------------------------------------------------------------------------------------------------------------------------------------------------------------------------------------------------------------------------------------------------------------------------------------------------------------------------------------------------------------------------------------------------------------------------------------------------------	--	--

			<p>as this is finalised this part of the project will be implemented as soon as a contractor can be engaged.</p> <p>May 2023 No update since last report.</p>		
<p>C.06/0322a Consideration of Recommendation from Annual General Meeting of Electors – Access to Rail Corridor</p>	<p>That Council:</p> <ol style="list-style-type: none"> 1. Direct the CEO to engage with the Public Transport Authority requesting consideration towards introducing measures to increase fire access for fire crews along the railway corridor within the Shire of Bridgetown-Greenbushes 2. Request the Public Transport Authority conduct a higher degree of fire mitigation works on railway reserves within the Shire of Bridgetown-Greenbushes. 	P St John	<p>April 2022 Not commenced</p> <p>May 2022 Photographic evidence of need for fire mitigation works and mapping is being prepared in order to support the requests to the PTA.</p> <p>June 2022 A meeting has been held with a consultant acting for Arc Infrastructure about possible enhanced mitigation works on the railway reserve.</p> <p>July 2022 No update since last report.</p> <p>February 2023 The approach taken to date with Arc Infrastructure hasn't yielded any feedback therefore it is intended to write directly to the Public Transport Authority (PTA) raising the issue of mitigation. The letter will include a request for PTA to engage with Arc Infrastructure on the issue.</p> <p>March 2023 No update.</p>	September 2023 No update.	
<p>C.05/0422 Stanifer Street 40km/h Speed Zone</p>	<p>That a request be submitted to Main Roads Western Australia seeking a reduction in the speed limit to 40km/h on Stanifer Street from just east of its intersection with George Street to just west of its intersection with Diorite Street with this reduced speed limit being in place until such time as the proposed</p>	S Alexander	<p>May 2022 Traffic counter has been setup on Stanifer St and will record data for 2 weeks.</p> <p>June 2022 Traffic counter data being processed for submittal to MRWA.</p>	September 2023 No update.	

	<p>heavy haulage access road between South Western Highway and the Talison Lithium Mine site is constructed and operational.</p>		<p>July 2022 Request submitted to MRWA</p> <p>September 2022 No update since last month's report.</p> <p>October 2022 Waiting for a decision from MRWA on the application.</p> <p>November 2022 Waiting for a decision from MRWA on the application</p> <p>December 2022 No update since last month's report</p> <p>January 2023 Still awaiting decision from MRWA.</p> <p>February 2023 Contacted MRWA for an update. Waiting for a response.</p> <p>March 2023 No update from MRWA received. MRWA have previously reported that they have a significant backlog of such requests and the timeframe for assessment may be up to 12 months.</p> <p>April 2023 No update.</p> <p>August 2023 Still awaiting a determination on this request by Main Roads Western Australia.</p>	
<p>C.17/0422 Nairnup Road Land Acquisition</p>	<ol style="list-style-type: none"> 1. Direct the CEO to commence formal negotiations with the owners of Lot 7919 Tweed Road, Glenlynn, for the purchase of a 486 sq. m portion of this lot, for the purpose of creating a new alignment for a portion of Nairnup Road. 2. Note a further report be presented to Council on 	<p>S Alexander</p>	<p>May 2022 Letter posted to land owners</p> <p>June 2022 Awaiting response from land owners.</p> <p>July 2022 Letter response period has expired with no response received.</p>	<p>September 2023 No update.</p>

	<p>the conclusion of this negotiation.</p>		<p>August 2022 No update since last month's report</p> <p>September 2022 No response received from property owners. Report scheduled for October council meeting to progress the matter.</p> <p>October 2022 Report to be presented to November Council meeting.</p> <p>November 2022 Currently confirming correct legal process with a view to begin compulsory land acquisition.</p> <p>December 2022 Some further issues require addressing prior to reporting back to Council. Report proposed to be presented to Council in January.</p> <p>January 2023 Report scheduled for February Council Meeting.</p> <p>February 2023 Waiting on advice from the Department of Planning Lands and Heritage to inform the report. Report to be submitted to a future council meeting.</p> <p>March 2023 Feedback from DPLH received regarding the process. Preliminary assessment and investigation is required by DPLH.</p> <p>April 2023 Inspected the location and noted that the fence encroaching into the road reserve has been removed to allow for harvesting of bluegums. Harvesting appears to have been completed some time ago. Still unable to make contact with the landowner</p>	
--	--------------------------------------------	--	-----------------------------------------------------------------------------------------------------------------------------------------------------------------------------------------------------------------------------------------------------------------------------------------------------------------------------------------------------------------------------------------------------------------------------------------------------------------------------------------------------------------------------------------------------------------------------------------------------------------------------------------------------------------------------------------------------------------------------------------------------------------------------------------------------------------------------------------------------------------------------------------------------------------------------------------------------------------------------------------------------------------------------------------------------------------------------------------------------------------------------------------------------------------------------------------------------------------------------------------------------------------------------------------------	--

			to determine their plans. May 2023 No update since last month's report.	
C.13/0522 Geegelup Mountain Bike Trail Network and Bridgetown Tourism App	That Council: <ol style="list-style-type: none"> 1. Endorse the recommendation from its Trails Development Advisory Committee to proceed with the planning of the Geegelup Mountain Bike Trail Network. 2. Note the estimated cost of the planning of the Geegelup Mountain Bike Trail Network is \$50,000 (ex-GST). 3. Accept the \$25,000 (ex GST) external funding from the Department of Local Government Sport and Cultural Industries to cover one-half the cost of planning the Geegelup Mountain Bike Trail Network to the point of detailed design. 4. Fund its contribution to the planning of the Geegelup Mountain Bike Trail Network project by transferring the sum of \$25,000 from the Trails Reserve. 5. In light of Parts 1-4 above, approve a 2021/22 budget amendment by increasing the 'materials and components' allocation for Account 31RA (Local Community Trails & Paths Projects) from \$23,243 to \$73,243. 6. Note the results of the investigation into the development of a Shire specific Tourist App and determine not to proceed with this project at this time. 7. Include the \$50,000 expenditure for the planning of the Geegelup Mountain Bike Trail Network in the financial summary pages of the new Corporate Business Plan 2022-26. 	M Richards	<p>May 2022 Consultant has been appointed.</p> <p>July 2022 Awaiting commencement of work by consultant.</p> <p>August 2022 A RFQ including project scope has been sent to three trail designers. Awaiting responses.</p> <p>September 2022 RFQs have been sent out to 3 of the reputable trail development organisations including 2 in the Southwest. We are waiting to receive response.</p> <p>October 2022 The three consultants have been in consultation with the Shire to discuss the RFQ with submissions expected to be received for consideration by the end of October.</p> <p>November 2022 RFQ's being assessed.</p> <p>December 2022 Magic Dirt Trailworx has been engaged to undertake the planning work associated with this project. An initial meeting to discuss the job is planned before the end of December 2022.</p> <p>January 2023 Organising initial meeting as consultants were unable to make a time prior to the Christmas break.</p> <p>February 2023 DBCA, Magic Dirt Trail Worx,</p>	<p>September 2023 No change since last months report.</p>

			<p>representatives of the Bridgetown Mountain Bike and Cycling Club met to complete the first site visit and begin the auditing process. The consultants and DBCA identified a location to build 20km of marketable mountain bike trails in the Hester – the existing trails are mainly located on firebreaks and old DBCA road. The consultant suggested that the existing trails are not worth investing money into – sign and promote to local riding groups now. The 20km of new trail will bring visitors and will be marketable to mountain bike enthusiast.</p> <p>March 2023</p> <p>DBCA are currently working through their assessment process for the parcel of land identified as the location of the 20km ride park.</p> <p>April 2023</p> <p>DBCA continue to work through their flora and fauna assessment process for the parcel of land identified as the location of the 20km ride park.</p> <p>May 2023</p> <p>No progress since last report.</p> <p>August 2023</p> <p>We have received the desktop review of the greenfield site identified as the location of the 20 km ride-park. The document will be provided to the trails consultant to progress the planning of the trail.</p>		
C.09/0622 (Parts 3-5) Review of Finance Policies	That with respect to Section 3 (Finance) of the Policy Manual Council: 3. Note that a separate review of Policy F.1 (Community Grants, Service Agreements, Donations and Contributions) and Policy F.9 (Service	M Larkworthy	<p>July 2022</p> <p>Preliminary work has been undertaken on a proposed new Budget Management policy to replace the existing policy F.7 (Reporting Forecast Budget Variations).</p>	September 2023	Suggested broad policy parameters regarding local purchasing is to be considered by the Audit Committee at its September 2023 meeting.

	<p>Agreements for community Service Providers) is to occur with both policies being incorporated into a new single policy.</p> <p>4. Note that a separate review of Policy F.6 (Purchasing Policy) and Policy F.14 (Buy Local Policy) is to occur with both policies being incorporated into a new single policy.</p> <p>5. Note that separate reviews of the following policies is to occur:</p> <ul style="list-style-type: none"> •Policy F.7 (Reporting Forecast Budget Variations Policy) •Policy F.15 (Asset Management) •Policy F.18 (Self-Supporting Loans to Shire Community/Sporting Groups) •Policy F.19 (Assets Financing and Borrowings) •Policy F.21 (Risk Management) 		<p>The proposed policy parameters will be considered by the Audit Committee at its next meeting.</p> <p>August 2022 No update since last month's report.</p> <p>September 2022 The Audit Committee considered parameters for a new budget management policy. A draft Budget Management Policy will be included in the November agenda. This policy will replace Council's current policy F.6 Reporting Forecast Budget Variations Policy.</p> <p>October 2022 Report to Council scheduled for November.</p> <p>November 2022 Budget Management Policy to be presented to Council In December. Other policies to be progressed in time.</p> <p>December 2022 Budget Management Policy included in December Council agenda.</p> <p>January 2023 Due to other priorities in finance area the standalone review of nominated policies hasn't commenced. Also awaiting updates from DLGSC on ratio reporting before review of Policies F.15 and F.19 can occur.</p> <p>February 2023 No update.</p> <p>June 2023 Work has commenced on review of the Purchasing and Buy Local policies. Recommendations included in a recent internal audit on compliance with the Buy Local Policy will be considered as part of the review.</p>		
--	-----------------------------------------------------------------------------------------------------------------------------------------------------------------------------------------------------------------------------------------------------------------------------------------------------------------------------------------------------------------------------------------------------------------------------------------------------------------------------------------------------------------------------------------------------------------------------------------------------------------------------------------------------------------------------------------------------------------------------------------	--	----------------------------------------------------------------------------------------------------------------------------------------------------------------------------------------------------------------------------------------------------------------------------------------------------------------------------------------------------------------------------------------------------------------------------------------------------------------------------------------------------------------------------------------------------------------------------------------------------------------------------------------------------------------------------------------------------------------------------------------------------------------------------------------------------------------------------------------------------------------------------------------------------------------------------------------------------------------------------------------------------------------------------------------------------------------------------------------------------------------------------------------------------------------------------------------------------------------------------------------------------------------------------------------------------------------------	--	--

			<p>July 2023 No update since last report.</p> <p>August 2023 Not progressed in recent months as Corporate Services staff focus has been on the annual budget processes.</p>	
C.13/0922 Standardised Acknowledgement of Country	3. Request the CEO to investigate the design, cost and method of installing a visual Acknowledgement of Country to be included on the main glass entrance doors of the Bridgetown Leisure Centre and the Bridgetown Library, the glass door of the customer support area of the administration building, and appropriately at the Visitor Centre, with a report back to Council.	M Richards	<p>October 2022 Council supported the recommendation to investigate a method for including a visual Acknowledgement of Country on the entrance doors of the Library, Leisure Centre, Visitor Centre and the doors to the customer service area of the administration building.</p> <p>November 2022 Discussions with prospective contractors occurring.</p> <p>December 2022 No update since last month.</p> <p>March 2023 No update since last month the committee agreed to wait until next financial year as there is a limited budget for NAIDOC week activities.</p> <p>April 2023 No update since last month the committee agreed to wait until next financial year to develop the visual Acknowledgements of Country for each of the shire facilities as there is a limited budget for NAIDOC week activities.</p> <p>May 2023 No update since last report.</p> <p>June 2023 No update since last report, this will be considered during the 23/24 financial year.</p>	<p>September 2023 The visual acknowledgements have been ordered</p>

			<p>July 2023 Beginning to investigate glass options and request quotes.</p> <p>August 2023 The text font and quote has been received and the quote – the PO complete and the installation date yet to be advised.</p>	
C.08/1022 Speed Limit – Whittells Road	That Council request the Chief Executive Officer submit an application to Main Roads Western Australia seeking the introduction of a 60kph speed zone on Whittells Road from Railway Terrace to Sunridge Drive. s	S Alexander	<p>November 2022 Yet to be actioned. Application is planned to be submitted by the end of November.</p> <p>December 2022 MRWA needs to look at the surrounding roads and consider if they should also be speed zoned. Site visit booked for Thursday 8th December to access this.</p> <p>January 2023 MRWA performed a site visit in December. Now awaiting feedback from MRWA.</p> <p>February 2023 Waiting for MRWA decision.</p> <p>August 2023 Still awaiting a determination on this request by Main Roads Western Australia.</p>	<p>September 2023 No update.</p>
C.09/1022 Cultural Inclusion Advisory Committee Recommendations	<p>3. Agree, in principle, to the dual naming of the Blackwood River to include the Aboriginal name – Goorbilyup</p> <p>4. Progress the dual naming process by agreeing to;</p> <p>a) Consult with each of the Shires along the Blackwood River (West Arthur, Boyup Brook, Nannup and Augusta Margaret River).</p> <p>b) Consult with the Aboriginal Elders representing each of the language groups located along the Blackwood River (Wadandi, Pibulmun, Kaneang and possibly Wiilman)</p> <p>c) Consult with the Aboriginal Corporations</p>	M Richards	<p>November 2022 Implementation of this resolution has been delayed by other work priorities for the relevant officer but will be actioned in December.</p> <p>December 2022 Letters prepared to other local governments regarding dual naming of Blackwood River.</p> <p>January 2023 Letters were sent in December 2022 to</p>	<p>September 2023 No update since last month.</p>

	<p>representing each of the language groups along the Blackwood River if required Present back to Council for final determination</p>		<p>each of the Shire CEO's along the Blackwood River. Officers are waiting to receive responses. The local Aboriginal Elder has been engaging with other Elders across the region regarding the dual naming of the Blackwood River.</p> <p>February 2023 Acknowledgements received from Shires of West Arthur and Augusta Margaret River noting that their formal consideration will occur by the end of February with responses to be provided shortly thereafter.</p> <p>March 2023 We have received a letter of support from the Shire Council of West Arthur. I have been in contact with The Shire of Augusta Margaret River and they are currently working through their process. Boyup Brook have discussed the project but are yet to formally present it to Council and Officers will contact Nannup to request feedback.</p> <p>April 2023 CEO has received support from the CEO at the Shire of Nannup. I have sent the support letter from the Undalup Association (First nations Custodians from Nannup, Margaret River and Bridgetown).</p> <p>May 2023 The recommendation to support the Dual Naming of the Blackwood River is going to Augusta Margaret River Council this month – with the Executives support. We are waiting to hear from Boyup Brook.</p> <p>June 2023 The Shire of Augusta- Margaret River have given their support for the Dual naming of the Blackwood River, the last shire to</p>		
--	-------------------------------------------------------------------------------------------------------------------------------------------	--	----------------------------------------------------------------------------------------------------------------------------------------------------------------------------------------------------------------------------------------------------------------------------------------------------------------------------------------------------------------------------------------------------------------------------------------------------------------------------------------------------------------------------------------------------------------------------------------------------------------------------------------------------------------------------------------------------------------------------------------------------------------------------------------------------------------------------------------------------------------------------------------------------------------------------------------------------------------------------------------------------------------------------------------------------------------------------------------------------------------------------------------------------------------------------------------------------------------------------------------------------------------------------------------------------------------------------------------------------------------------------------------------------------------------------------------------------------------------------------	--	--

			<p>respond is Boyup Brook.</p> <p>July 2023 Still waiting for response from Shire of Boyup Brook – a meeting is being scheduled to raise directly.</p> <p>August 2023 The CEO has re-sent the request for formal approval of the dual naming to the new CEO of Boyup Brook. The elders representing Boyup Brook and West Arthur have been contacted and we are waiting for their response.</p>	
C.02/1122 Petition – Greenbushes Depot and Worker	<p>That Council;</p> <ol style="list-style-type: none"> 1. Receive the petition 2. Note its intent to review parks and gardens service levels and this will include an assessment of the service levels for the Greenbushes locality and an assessment of employee resources to achieve those service levels 3. Note that the placement of staff such as locality and facility is an operational responsibility of the Chief Executive Officer and not a decision of the Council 4. Note the intent of the Chief Executive Officer to investigate the advantages and disadvantages of establishing a sub-works depot at Greenbushes as part of the planning for redevelopment of the Shire Depot buildings that were destroyed in the February 2022 bushfire. 	P St John	<p>January 2023 Work on reviewing parks and gardens service levels has commenced.</p> <p>February 2023 Work on reviewing parks and gardens service levels is progressing.</p> <p>March 2023 Council workshop was held 13 March 2023 for initial discussions on service levels.</p> <p>April 2023 No update.</p> <p>May 2023 Due to some short term urgent priorities progress on developing the parks and gardens service levels has slowed.</p> <p>June 2023 No update.</p> <p>August 2023 Planning for the new depot at Bridgetown is progressing. Advice has been received from DFES that upon completion of a new fire station in Greenbushes the current fire station will be restricted to emergency services use only</p>	<p>September 2023 No update.</p>

			and couldn't be used as a Shire sub-depot.		
C.03/1122 Review of Infrastructure Policies	That with respect to Section 4 (Infrastructure) of the Policy Manual, Council: 1. Endorse the following Policies with modifications as shown in Attachment 2: <ul style="list-style-type: none"> • Policy I.2 (Provision of Roads and Associated Civil Works for Subdivisions and Developments) • Policy I.5 (Road Resumptions) • Policy I.6 (Exploration Drilling on Shire Roads and Reserves) • Policy I.9 (Private Works Plant and Equipment Accessed by Shire Staff) • Policy I.13 (Gravel Road Development & Maintenance) • Policy I.14 (Restricted Access Vehicles – Applications for Council Support) • Policy I.15 (Lawn Cemetery – Reservation of Grave Sites) • Policy I.17 (Pesticides Spraying) • Policy I.19 (Gravel Procurement) 2. Note that review of Policy I.1 (Street Trees), Policy I.4 (Road Verge, Policy), I.7 (Crossovers), and Policy I.8 (Temporary Closure of a Road for an Event) are deferred for standalone process due to the scope of changes required 3. Note and retain all other policies without modification.	S Alexander	January 2023 Standalone review of Policies I.1, I.4, I.7 and I.8 are yet to commence. February 2023 No change since last report.	September 2023 No update.	
C.04/1122 Review of Policy Manual Section 9 – Other	That with respect to Section 9 (Other) of the Policy Manual, Council: 1. Endorse the following Policies with minor modifications as shown in Attachment 3: <ul style="list-style-type: none"> • O.1 Vandalism • O.2 Policy for Allowing Functions in Shire Reserves or Parks • O.3 Procedures for Adopting New Sites/Properties for Inclusion in the Municipal 	P St John	January 2023 Review of Policy O.8 will occur after completion of a 'review of visitor servicing' currently being undertaken. Review of Policies O.9, O.11 and O.15 is currently being considered by a sub-group of fire control officers. February 2023 No change since last report.	September 2023 No update.	

	<p>Inventory</p> <ul style="list-style-type: none"> • O.5 Provision of Refreshments to Firefighters by Incident Controller • O.14 Australia Day Events <p>2. Revoke Policy O.7 (Genetically Modified Organism (GMO) Free Zone) and renumber all policies accordingly</p> <p>3. Note and retain all other policies without modification</p> <p>4. Note that the following policies will be subject to standalone review in 2022/23:</p> <ul style="list-style-type: none"> • O.8 Bridgetown-Greenbushes Visitor Centre Membership • O.9 Bush Fire Brigade Personal Protective Equipment • O.11 Use of Chainsaws by Bush Fire Brigades • O.15 Fire Protection – Shire or Brigade Owned Fire Fighting Appliances. 		<p>March 2023 BFAC has endorsed new procedures which are currently being reviewed before presentation to Council.</p> <p>April 2023 No update.</p> <p>May 2023 Review of Visitor Centre Membership Policy is in progress and will be reported to June Council meeting. Review of the bush fire policies is also occurring as part of a project developing operating procedures for bush fire brigade members.</p> <p>June 2023 Included in the June agenda is an item recommending revocation of the Bridgetown-Greenbushes Visitor Centre Membership policy.</p> <p>July 2023 No update from last report.</p> <p>August 2023 Bush fire procedures were recently adopted by Council. A review of existing bush fire policies is to occur to ensure duplication doesn't occur.</p>		
<p>C.08/1122 Land Untidy – Lot 69, 38 Warner Street Hester</p>	<p>That Council;</p> <ol style="list-style-type: none"> 1. Instruct the CEO to take legal action against the owner of Lot 69, 38 Warner Street Hester in accordance with Section 3.25 of the Local Government Act to remedy that the subject land is untidy; and 2. Authorise the CEO to engage a solicitor to prepare legal documents and represent the local government in court. 	<p>L Guthridge</p>	<p>January 2023 Contact has been made with the property owner and some clean-up work has commenced by that owner.</p> <p>February 2023 Progress for clean-up is slow. Staff will activate legal action if clean up not resolved by the end of February 2023.</p> <p>March 2023 Clean-up is progressing.</p>	<p>September 2023 Attempting to contact the owner and with little success. Currently investigating legal options to resolve this issue.</p>	

			<p>April 2023 Clean-up is progressing.</p> <p>May 2023 Clean up in progress.</p> <p>August 2023 Clean up works have stalled. Contact is occurring with property owner to seek a timetable to complete.</p>		
C.11/0123 Public Open Space Strategy	<ol style="list-style-type: none"> The Corporate Business Plan project named as 'Playground Strategy' be renamed as 'Parks Facilities Plan' Council note the methodology and outcomes of the project as contained in Attachment 10. 	P St John	<p>February 2023 Not actioned yet.</p> <p>March 2023 No further update – this project is planned for 2023/24 FY.</p>	<p>September 2023 No update.</p>	
SpC.03/0223 Greenbushes Youth Precinct Detailed Design and Construct RFQ Acceptance	<p>That Council:</p> <ol style="list-style-type: none"> Accept the proposal from Skate Sculpture dated 1 February 2023 for the detailed design and construction of elements of the Greenbushes Youth Precinct (stage 1) including Skate Park, Quarter Basketball Court, Shelter and Outdoor Furniture in accordance with the Greenbushes Youth Precinct Plan and Report for the contract value of \$483,104.70 Authorise the Chief Executive Officer to negotiate cost elements of the contract as long as the total value of the contract does not exceed \$483,105 Amend the 2022/23 budget by; <ol style="list-style-type: none"> increasing the expenditure allocation of Job No. 22IN 'Major Strategic Project – Greenbushes Youth Precinct' by \$33,105, from \$450,000 to \$483,105 increasing income in account 1344530.92 'Other Recreation and Sport Contributions/Reimbursements' by \$160,000 from \$191,564 to \$351,564 decreasing income in account 1344230.65 'Other Recreation and Sport 	M Richards	<p>March 2023 The Skate Sculpture have been engaged to complete the Greenbushes Youth Precinct stage 1. Site possession and demolition is scheduled to start mid-April. Letters to residents close to the construction site will be notified of the potential disturbances that may occur during construction.</p> <p>April 2023 Site possession took place on the 12 April. Safety fencing of the area and demolition of the existing infrastructure has been completed. Letters to neighbouring residents have been sent, and posters with the works schedule have been provided to Greenbushes CRC for display around Greenbushes, inclusion in the Greenbushes Balingup Newsletter and inclusion on the Greenbushes CRC FB page. Detailed design will go to April Council and construction will begin Mid May.</p>	<p>September 2023 Project completed</p>	√

	<p>Grants' by \$125,000 from \$283,164 to \$158,164</p> <p>3. Determine that, in the event that a third party contribution of less than \$160,000 is received for this project by 31 March 2023, that the funding shortfall be allocated from the Strategic Projects Reserve, and that a formal budget amendment report to ratify this will be prepared at that time should this be necessary</p> <p>4. Transfer an amount up to \$35,000 from the Strategic Projects Reserve to fund contingency and project management costs for Stage 1 of the project.</p>		<p>May 2023 The area has been fenced and construction team have taken site possession. Demolition is complete and construction is beginning on the 22/5/2023. Estimated completion is mid July.</p> <p>June 2023 The skate park is almost complete with final pours for the skate park being completed the week beginning 26 June. The contractors will be commencing the flat areas (pathways and basketball courts) the week beginning 3 July. There has been a hold up on the delivery of the shelter. A Grow Greenbushes meeting was held to discuss the landscaping plans on the 9 June.</p> <p>July 2023 Footpath are the final pour – all other pours are completed including skate park and basketball court. Turf and garden design will be completed before the 27 July. The shelter will be arriving by early August to be completed with the installation of the water fountain.</p> <p>August 2023 The Greenbushes skate park construction will be completed by 30 August.</p>	
<p>C.04/0223 Greys Hill Road 50km/h Speed Zone</p>	<p>That a request be submitted to Main Roads Western Australia seeking an extension of the 50km/h speed limit that currently ends on Grey's Hill Road to a point past its intersection with Mattamattup Street</p>	<p>S Alexander</p>	<p>March 2023 Current traffic data required for application. Counter to be installed asap.</p> <p>April 2023 No update since last month's report.</p> <p>June 2023 Traffic count is complete and application to MRWA will be completed in approximately the next week.</p>	<p>September 2023 No update.</p>

			<p>July 2023 No update from last report.</p> <p>August 2023 Waiting for a determination on this request by Main Roads Western Australia.</p>	
<p>C.13/0223 Development Compliance Policy</p>	<p>That Council:</p> <ol style="list-style-type: none"> 1. Adopt, for the purposes of public advertising, the draft Local Planning Policy titled 'Development Compliance Policy' attached to this agenda as Attachment 14 in accordance with Regulation 4 of Schedule 2 of the Planning and Development (Local Planning Schemes) Regulations 2015 2. Advertise the draft policy in accordance with the requirements of regulations 4 and 87 of the Planning and Development (Local Planning Schemes) Regulations 2015 for a period of 28 days by undertaking the following actions: <ol style="list-style-type: none"> i. Advertise a notice regarding the draft policy on the Shire's website for the whole duration of the public advertising period, and in a local newspaper once during the first week of the public advertising period ii. Making the draft policy available for viewing on the Shire's website for the whole duration of the public advertising period with the ability for the document to be downloaded and printed if a person wishes to do this iii. Providing hard copies of the draft policy for public inspection at the Shire Administration Building for the whole duration of the public advertising period 3. Give further consideration to the draft Policy following closure of public advertising and consideration of any public submissions. 	<p>P St John</p>	<p>March 2023 Draft Policy adopted in February 2023. Public consultation will now occur and final consideration of the Policy and any public comments is expected in April / May 2023. Public notice of the draft policy occurred 22 March 2023 in accordance with legislation and council resolution.</p> <p>April 2023 Advertising of the draft Policy concluded on 19 April. The draft will be included on the Council agenda for May, including addressing the specific issues discussed at Concept Forum on 13 April.</p> <p>May 2023 The draft policy and public submission received are currently planned to be submitted to the June 2023 Council meeting</p> <p>June 2023 This item has not been progressed due to other priorities taking precedence.</p> <p>July 2023 No update from last report.</p>	<p>September 2023 No update.</p>

<p>SpC.02/0323 Draft Local Planning Scheme No. 6</p>	<p>That Council:</p> <ol style="list-style-type: none"> 1. In accordance with section 72 of the Planning and Development Act 2005 and regulation 21 of the Planning and Development (Local Planning Schemes) Regulations 2015, adopt, for the purposes of public advertising, the draft Shire of Bridgetown-Greenbushes Local Planning Scheme No. 6 consisting of the Scheme text and Scheme maps as shown in Attachments 1 and 2 2. Forward copies of the draft Scheme documents to: <ol style="list-style-type: none"> i. The Environmental Protection Authority for consideration pursuant to section 81 of the Planning and Development Act 2005. ii. The Western Australian Planning Commission for consideration and advice to the local government, pursuant to regulation 21 of the Planning and Development (Local Planning Schemes) Regulations 2015 3. Subject to receipt of advice from the Environmental Protection Authority and the Western Australian Planning Commission, advertise the draft Scheme in accordance with the requirements of regulations 22 and 76A of the Planning and Development (Local Planning Schemes) Regulations 2015 for a period of 90 days by undertaking the following actions: <ol style="list-style-type: none"> i. Advertise a notice regarding the draft scheme, prepared under the provisions of regulation 22(1), on the Shire's website for the whole duration of the public advertising period, and in a local newspaper under the provisions of regulation 76A(4) for three consecutive weeks commencing in the first week of the public advertising period. ii. Making the scheme documents (scheme text and maps) available for viewing on the Shire's website for the whole duration of the public advertising period in 	<p>P St John</p>	<p>March 2023 Draft Scheme adopted in March 2023 Special Council meeting. Scheme documents have now been submitted to DPLH and DWER.</p> <p>April 2023 A response has been received from DWER on the draft Scheme. This response is seeking considerable additional information. Officers are preparing a response to DWER on this issue and will be meeting with DWER / DPLH in the near future to progress this and attempt to minimum any delay in progress of the Scheme review.</p> <p>May 2023 Officers are negotiating with DWER and DPLH in regard to complying with the requirements of DWER to enable the scheme to proceed to public advertising.</p> <p>June 2023 Negotiations with DWER and DPLH ongoing.</p> <p>July 2023 Meetings held with DPLH and DWER to progress assessment of the draft LPS.</p> <p>August 2023 In the last month multiple meetings have been held with DPLH and DWER to progress assessment of the draft LPS.</p>	<p>September 2023 No update.</p>
----------------------------------------------------------	---------------------------------------------------------------------------------------------------------------------------------------------------------------------------------------------------------------------------------------------------------------------------------------------------------------------------------------------------------------------------------------------------------------------------------------------------------------------------------------------------------------------------------------------------------------------------------------------------------------------------------------------------------------------------------------------------------------------------------------------------------------------------------------------------------------------------------------------------------------------------------------------------------------------------------------------------------------------------------------------------------------------------------------------------------------------------------------------------------------------------------------------------------------------------------------------------------------------------------------------------------------------------------------------------------------------------------------------------------------------------------------------------------------------------------------------------------------------------------------------------------------------------------------------------------------------------------------------------------------------------------------------------------------------------------------------------------------------------------------------------------------------------------------------------------------------------------------------------------------------	------------------	---------------------------------------------------------------------------------------------------------------------------------------------------------------------------------------------------------------------------------------------------------------------------------------------------------------------------------------------------------------------------------------------------------------------------------------------------------------------------------------------------------------------------------------------------------------------------------------------------------------------------------------------------------------------------------------------------------------------------------------------------------------------------------------------------------------------------------------------------------------------------------------------------------------------------------------------------------------------------------------------------------------------------	---------------------------------------------

	<p>accordance with regulations 22(2) and 76A(3), with the ability for the documents to be downloaded and printed if a person wishes to do this.</p> <ul style="list-style-type: none"> iii. Providing hard copies of the scheme text and maps for public inspection at the Shire Administration office for the whole duration of the public advertising period in accordance with regulation 76A(3)(b). iv. Provide a plain language overview of the planning scheme review and preparation process and a list of Frequently Asked Questions (FAQ's) on the Shire's website and make the overview and FAQ's available as a printed information pack which is available at the Administration Building or sent to residents/property owners on request. v. Provide a dedicated email address to which questions on the draft scheme may be submitted during the first 60 days of the advertising period, with a commitment that a written response will be provided within 21 days of receipt and, if the question is likely to be of general interest and does not disclose information about a specific person or property, the question and response (or a redacted version) will be added to the FAQ's on the Shire website <p>4. After the end of the public advertising period, a further report be presented for Council's consideration providing details of all submissions received and recommended responses to address issues raised in submissions, in accordance with Regulation 25 of the Planning and Development (Local Planning Schemes) Regulations 2015.</p>				
--	------------------------------------------------------------------------------------------------------------------------------------------------------------------------------------------------------------------------------------------------------------------------------------------------------------------------------------------------------------------------------------------------------------------------------------------------------------------------------------------------------------------------------------------------------------------------------------------------------------------------------------------------------------------------------------------------------------------------------------------------------------------------------------------------------------------------------------------------------------------------------------------------------------------------------------------------------------------------------------------------------------------------------------------------------------------------------------------------------------------------------------------------------------------------------------------------------------------------------------------------------------------------------------------------------------------------------------------------------------------------------------------------------------------------------------------------------------------------------------------------------------------------------------------------------------------------------------------------------------------	--	--	--	--

<p>C.03/0423 Change of Purpose – Reserve 40973</p>	<p>That Council authorise the CEO to submit an application to the Department of Planning, Lands and Heritage to change the purpose of Reserve 40973 to include telecommunications.</p>	<p>E Matthews</p>	<p>May 2023 Application being submitted. June 2023 No update since last report. July 2023 Ongoing discussions occurring with DPLH on this proposal. August 2023 Application is progressing.</p>	<p>September 2023 No update.</p>
<p>C.10/0423 Reflect Reconciliation Action Plan</p>	<p>That Council: 1. Approve the Reflect Reconciliation Action Plan process as follows; a. Complete the 12 month Reflect Template b. Submit the Reflect template to Reconciliation Australia for review c. Make any changes required by Reconciliation Australia d. Present to Council for adoption e. Receive Reconciliation Australia endorsement for 12 Month Reflect Reconciliation Action Plan 2. Engage Sandra Hill to complete a welcome message in language with translation, and develop a language group map of the south west to include at the tourist information bays at either end of Bridgetown.</p>	<p>M Richards</p>	<p>May 2023 No progress June 2023 Work has commenced on this project. July 2023 No update since last meeting.</p>	<p>September 2023 No update since last meeting.</p>
<p>C.05/0523 Relocation of the Visitor Centre to Bridgetown Railway Station</p>	<p>That Council: 7. Authorise the CEO to enter into discussions with the BGBTA on tenure (lease) and conditions of occupancy, including but not limited to lease term, responsibility for building operating and maintenance costs, responsibility for future capital improvements, and building management/operations partnerships with the other building tenants (Bridgetown Greenbushes Community Landcare and Blues at Bridgetown) 8. Request the CEO to report back on what essential building maintenance works need to be funded in the 2023/24 budget by the Shire before a</p>	<p>P St John</p>	<p>June 2023 No update. July 2023 A meeting with representatives from the BGBTA is scheduled to occur prior to the end of July. The 5 Year Building Capital Works plan presented to Council at the July Concept Forum included an amount of \$40,000 to be included in the 2023/24 Budget for identified essential building works.</p>	<p>September 2023 The specifications for the Visitor Centre fit-out are due to be finalised in September/October, following which the project can be implemented.</p>

	<p>lease with BGBTA can be entered into</p> <p>10. Request the CEO to report back on how the exhibition spaces in the railway station will be managed, including details on what form of permanent exhibition could be accommodated in the dedicated space</p> <p>11. Authorise the CEO to enter into discussions with Bridgetown Greenbushes Community Landcare and Blues at Bridgetown about securing their ongoing tenure in the building.</p>		<p>Sandra Hill and Karen Hill and Megan Richards completed a site visit of the new visitors Centre and agreed that the exhibition that is currently being held at the Balingup Packing Sheds would not be the right fit for the Railway Station exhibition space, however, Sandra did suggest we could exhibit her paintings.</p> <p>August 2023 Essential building maintenance is included in the 20-23/24 budget. Meetings have been held with the BGBTA to discuss tenure/occupancy of the current VC building. Further discussion to occur at August Concept Forum.</p>		
C.03/0623 Proposed reinstatement of the initials of Ken Moyes in the pointing of the stonework at the front of the civic building	That the historical initials of Ken Moyes included in the pointing of the stonework at the front of the civic building be reinstated, in an authentic a manner as is possible.	L Poad	<p>July 2023 Directions given to contractor. Works to be scheduled.</p> <p>August 2023 No progress as awaiting contractor.</p>	<p>September 2023 No progress as awaiting contractor.</p>	
C.09/0623 Local Government (Audit) Regulations - Regulation 17 Review 2023	2. The CEO prepare and present to the Audit Committee a plan to specifically address the time frame for implementation of the recommended improvements numbered 3-5,12,16,18,22-30 and 44-46 including any other improvements considered to be a priority by the CEO.	M Larkworthy	<p>July 2023 Plan is currently in development.</p> <p>August 2023 No update</p>	<p>September 2023 Implementation plan has been developed and will be considered by the Audit Committee at its September 2023 meeting.</p>	✓
C.11/0623 Local Law Relating to Fencing Amendment Local Laws 2023	That Council: 2. Note a further report be presented to Council providing a new draft Fencing Local Law for consideration.	N Price	<p>July 2023 Work has commenced on drafting a new local law based on the WALGA model Fencing local Law.</p> <p>August 2023 No update</p>	<p>September 2023 No update</p>	

<p>C.15/0623 Amendment 73 to Local Planning Scheme No. 3 – amendment to clause 4.3.3 to provide discretion to permit higher density residential development in the Commercial zone</p>	<p>That Council:</p> <ol style="list-style-type: none"> 1. Adopt, for the purposes of public advertising, Amendment No. 73 to the Shire of Bridgetown-Greenbushes Local Planning Scheme No. 3 in accordance with s75 of the Planning and Development Act 2005 and Regulation 35 of the Planning and Development (Local Planning Schemes) Regulations 2015, to amend Part 4 of the Scheme text to add the following wording to clause 4.3.3: <ol style="list-style-type: none"> a. Notwithstanding clause 4.3.3 (d) Council may permit development for residential use which complies with the provisions of the Residential Design Codes as they apply to areas coded R35, within the Commercial zone, where: <ol style="list-style-type: none"> i. it is satisfied that the development is consistent with the amenity of the locality, and ii. in the case of a development located on or adjoining a site listed in Schedule 4 of the Scheme, it is satisfied that the development enables the place, building or object listed in Schedule 4 is conserved and preserved, and iii. the development can be connected to the reticulated sewerage system. 3. Execute the relevant scheme amendment documentation and process the amendment in accordance with the Planning and Development Act 2005 and the Planning and Development (Local Planning Schemes) Regulations 2015. 	<p>P St John</p>	<p>July 2023 Referral to EPA has commenced.</p> <p>August 2023 EPA referral completed. Referral to DPLH for approve to advertise has commenced.</p>	<p>September 2023 Intent to advertise has been approved by the WAPC, which will occur in September/October.</p>	
<p>C.16/0623 Bridgetown Mobile Food Vendors Trial</p>	<p>That Council:</p> <ol style="list-style-type: none"> 5. Conduct a review of the operation of the trial based to be completed by June 2024 based on the following: <ol style="list-style-type: none"> (a) Feedback from the community. (b) Feedback from existing food premises within the Shire. (c) The level of interest from the industry, 	<p>P St John</p>	<p>July 2023 Internal meetings have been held to address how the trial will be managed.</p> <p>August 2023 No update.</p>	<p>September 2023 EOIs for vendors has been called and applications are being assessed.</p>	

	<p>availability of suitable traders and the range of food provided.</p> <p>(d) The suitability of the location and consideration of any infrastructure improvements necessary should this be considered on a more permanent basis.</p> <p>(e) The suitability of the days and times of operation.</p>			
<p>C.15/0723 RFT 03-2223 Relocation and Renewal of the Greenbushes Railway Station</p>	<p>That Council:</p> <ol style="list-style-type: none"> 1. Note that a single tender has been received for RFT 03-2223 – Relocation and Renewal of the Greenbushes Railway Station, being from Nyland House Transporters Pty Ltd at a price of \$406,076.00 (EX-GST); 2. Note that the tender price of \$406,076 is in excess of the current budget allocation of \$383,055 prior to the costs of installing a wastewater disposal system and any contingency funding being addressed. 3. Approve an allocation of \$20,000 own source funding in the 2023/24 budget as a Shire financial contribution to the project. 4. Note that the Shire is currently awaiting a response to a funding request made to a third-party funding body with that request being for an amount up to \$50,000 which if funded would allow for delivery of the full scope of works inclusive of a 10% contingency allowance. 5. Delegate authority to the Chief Executive Officer to award the tender for RFT 03-2223 – Relocation and Renewal of the Greenbushes Railway Station once a response to the funding request (refer Part 4) is received. 6. In the event of the tender being awarded, authorise the Chief Executive Officer to enter into a Contract with the successful tenderer. In the event of the funding request (refer Part 4) not being provided or an amount significantly less than \$50,000 being provided the Chief Executive Officer is authorized 	<p>L Guthridge</p>	<p>August 2023 Discussions have been held with successful contractor with a contract currently being developed. The timelines for consideration of a 3rd party funding request were unsuitable so the minor variation specified in Part 6 of the resolution will be enacted. The Greenbushes Discovery Centre can pursue 3rd party funding for the interpretation/fit out components of the project that are outside the scope of the works being delivered by the Shire.</p>	<p>September 2023 Anticipate that the successful Contractor will sign contract documents the week commencing 25th September 2023</p>

	to negotiate minor variations to the Contract and amend the scope of works to reduce the Contract price by removing the proposed neta screen fence priced at \$26,850.00 (Ex-GST) and proceeding with a lesser contingency allowance.				
August Ordinary Meeting	Nil				

Delegation	LE.24 – Planning Compliance
Delegator	Council
Express power to delegate	<p><i>Local Government Act 1995</i> s.5.42 Delegation of some powers or duties to the CEO s.5.43 Limitations on delegations to the CEO</p> <p>Town Planning Schemes 3 Clause 7.7 Delegation</p> <p>Town Planning Scheme 4 Clause 6.8 Delegation</p>
Express power or duty delegated	<i>Planning and Development Act 2005</i>
Function	Authority to perform all necessary functions in respect of matters relating to compliance with the <i>Planning and Development Act 2005</i> and subordinate legislation.
Delegate	Chief Executive Officer
Council conditions	
Adoption date	
Variation date	
Record keeping	Register of Seals

G 1 – Policy Manual

1 Policy

- 1.1 It is the policy of the Council to maintain a manual recording the various policies of the Council.
- 1.2 Policies are to relate to issues of an on-going nature; policy decisions on single issues are not to be recorded in the manual.
- 1.3 The objective of the Council's Policy Manual are:
 - (a) to provide Council with a formal written record of all policy decisions;
 - (b) to provide the staff with precise guidelines in which to act in accordance with Council's wishes;
 - (c) to enable the staff to act promptly in accordance with Council's requirements, but without continual reference to Council;
 - (d) to enable Councillors to adequately handle enquiries from electors without undue reference to the staff or the Council;
 - (e) to enable Council to maintain a continual review of Council policy decisions and to ensure they are in keeping with community expectations, current trends and circumstances;
 - (f) to enable ratepayers to obtain immediate advice on matters of Council Policy.
- 1.4 ~~The Policy Manual is to be reviewed on an annual a basis.~~ Policies are to be reviewed at least every three (3) years from their date of adoption, or as deemed necessary or as legislatively required.
- 1.5 A copy of the Policy Manual, together with details of variations as they occur, shall be distributed to all Councillors and appropriate Staff. The manuals are to remain the property of the Council. The manuals will be supplied in an electronic format.
- 1.6 Changes to Council Policy shall be made as part of the ~~annual~~ review process or:
 - (a) Notice of Motion, or
 - (b) an Agenda Item clearly setting out details of the amended Policy.
- 1.7 All changes, additions or deletions to any policy shall be cited as Variations and recorded in the Shire's Policy Manual with the date on which that Variation became operational.

2 Applicable Legislation and Documents

Statutory Power <i>(Acts, Regulations, Local Laws, TPS)</i>	<i>Local Government Act 1995</i> s.2.7(2)(b) – The council is to determine the local government's policies
Shire Policies	All
Related Documents	N/A
Related Procedure	N/A

3 Administration

Original Adoption Date	17 December 1998
Last Variation Date	24 November 2016 (C.09/1116)
Last Reviewed	30 June 2022 (C.05/1120)
Scheduled Reviewed Date	30 November 2023

SHIRE OF BRIDGETOWN-GREENBUSHES
LIST OF ACCOUNTS PAID IN AUGUST TO BE RECEIVED

Cheque/ Voucher No.	Date of Payment	Payee	Payment Description	Payment Amount \$
<u>MUNICIPAL FUND</u>				
DIRECT DEBITS				
DD16928.1	02/08/2023	GO GO MEDIA	MONTHLY ON HOLD MESSAGE SERVICE FOR AUGUST	75.90
DD16928.2	01/08/2023	WESTNET PTY LTD	2023/24 SECONDARY DNS MAIL RELAY	90.00
DD16930.1	09/08/2023	AWARE SUPER	PAYROLL DEDUCTIONS	15,272.84
DD16930.2	09/08/2023	COLONIAL FIRST STATE SUPER	PAYROLL DEDUCTIONS	695.95
DD16930.3	09/08/2023	CARE SUPER	PAYROLL DEDUCTIONS	723.97
DD16930.4	09/08/2023	NETWEALTH SUPERANNUATION	SUPERANNUATION CONTRIBUTIONS	384.26
DD16930.5	09/08/2023	MERCER SUPER TRUST	SUPERANNUATION CONTRIBUTIONS	23.11
DD16930.6	09/08/2023	REST SUPER - ACUMEN	SUPERANNUATION CONTRIBUTIONS	178.40
DD16930.7	09/08/2023	WAIKAWA DREAMING SUPER FUND	PAYROLL DEDUCTIONS	784.72
DD16930.8	09/08/2023	COLONIAL FIRST STATE SUPER	PAYROLL DEDUCTIONS	479.62
DD16930.9	09/08/2023	PLUM SUPER	SUPERANNUATION CONTRIBUTIONS	277.67
DD16930.10	09/08/2023	TWU SUPER	SUPERANNUATION CONTRIBUTIONS	349.26
DD16930.11	09/08/2023	AUSTRALIAN RETIREMENT TRUST	SUPERANNUATION CONTRIBUTIONS	277.67
DD16930.12	09/08/2023	REST INDUSTRY SUPER	SUPERANNUATION CONTRIBUTIONS	420.99
DD16930.13	09/08/2023	ONEANSWER FRONTIER SUPER	SUPERANNUATION CONTRIBUTIONS	277.67
DD16930.14	09/08/2023	GUILD SUPER	SUPERANNUATION CONTRIBUTIONS	565.44
DD16930.15	09/08/2023	AMP SUPER FUND	SUPERANNUATION CONTRIBUTIONS	403.59
DD16930.16	09/08/2023	UNISUPER	SUPERANNUATION CONTRIBUTIONS	705.51
DD16930.17	09/08/2023	AUSTRALIAN SUPER	SUPERANNUATION CONTRIBUTIONS	2,600.28
DD16930.18	09/08/2023	HESTA SUPER	SUPERANNUATION CONTRIBUTIONS	217.64
DD16930.19	09/08/2023	ANZ CHOICE SUPERANNUATION	SUPERANNUATION CONTRIBUTIONS	370.11
DD16930.20	09/08/2023	HOST PLUS SUPERANNUATION FUND	SUPERANNUATION CONTRIBUTIONS	385.42
DD16943.1	07/08/2023	AMPOL AUSTRALIA PETROLEUM PTY LTD	FUEL FOR THE MONTH OF JULY	3,873.61
DD16958.1	23/08/2023	AWARE SUPER	PAYROLL DEDUCTIONS	15,189.18
DD16958.2	23/08/2023	COLONIAL FIRST STATE SUPER	PAYROLL DEDUCTIONS	695.95
DD16958.3	23/08/2023	CARE SUPER	PAYROLL DEDUCTIONS	745.19
DD16958.4	23/08/2023	NETWEALTH SUPERANNUATION	SUPERANNUATION CONTRIBUTIONS	384.26
DD16958.5	23/08/2023	MERCER SUPER TRUST	SUPERANNUATION CONTRIBUTIONS	23.11

SHIRE OF BRIDGETOWN-GREENBUSHES
LIST OF ACCOUNTS PAID IN AUGUST TO BE RECEIVED

Cheque/ Voucher No.	Date of Payment	Payee	Payment Description	Payment Amount \$
DD16958.6	23/08/2023	REST SUPER - ACUMEN	SUPERANNUATION CONTRIBUTIONS	179.95
DD16958.7	23/08/2023	NETWEALTH SUPERANNUATION	PAYROLL DEDUCTIONS	784.72
DD16958.8	23/08/2023	COLONIAL FIRST STATE SUPER	PAYROLL DEDUCTIONS	479.62
DD16958.9	23/08/2023	PLUM SUPER	SUPERANNUATION CONTRIBUTIONS	277.67
DD16958.10	23/08/2023	TWU SUPER	SUPERANNUATION CONTRIBUTIONS	349.26
DD16958.11	23/08/2023	AUSTRALIAN RETIREMENT TRUST	SUPERANNUATION CONTRIBUTIONS	277.67
DD16958.12	23/08/2023	GUILD SUPER	PAYROLL DEDUCTIONS	556.35
DD16958.13	23/08/2023	ONEANSWER FRONTIER SUPER	SUPERANNUATION CONTRIBUTIONS	277.67
DD16958.14	23/08/2023	AMP SUPER FUND	SUPERANNUATION CONTRIBUTIONS	456.19
DD16958.15	23/08/2023	UNISUPER	SUPERANNUATION CONTRIBUTIONS	717.54
DD16958.16	23/08/2023	AUSTRALIAN SUPER	SUPERANNUATION CONTRIBUTIONS	2,454.79
DD16958.17	23/08/2023	HESTA SUPER	SUPERANNUATION CONTRIBUTIONS	224.92
DD16958.18	23/08/2023	ANZ CHOICE SUPERANNUATION	SUPERANNUATION CONTRIBUTIONS	370.11
DD16958.19	23/08/2023	HOST PLUS SUPERANNUATION FUND	SUPERANNUATION CONTRIBUTIONS	370.75
DD16958.20	23/08/2023	REST INDUSTRY SUPER	SUPERANNUATION CONTRIBUTIONS	390.74
DD16959.1	23/08/2023	AWARE SUPER	SUPERANNUATION CONTRIBUTIONS	45.68
DD16992.1	15/08/2023	SG FLEET AUSTRALIA PTY LTD	MONTHLY LEASE FOR SHARED ENVIRONMENTAL HEALTH OFFICER	484.22
B/S	01/08/2023	WESTPAC BANK	MERCHANT FEES	226.36
B/S	01/08/2023	WESTPAC BANK	MONTHLY BANK ACCOUNT FEES	712.50
B/S	09/08/2023	WESTPAC BANK	TOTAL WAGES FOR 27/07/2023 TO 9/08/2023	145,416.14
B/S	23/08/2023	WESTPAC BANK	TOTAL WAGES FOR 10/08/2023 TO 23/08/2023	135,630.96
B/S	04/07/2023	WESTPAC CORPORATE CREDIT CARD CEO	LUNCH FOR MEETING	27.75
B/S	10/07/2023	WESTPAC CORPORATE CREDIT CARD CEO	MORNING TEA FOR STAFF MEETING	48.96
B/S	11/07/2023	WESTPAC CORPORATE CREDIT CARD CEO	MORNING TEA FOR STAFF MEETING	8.37
B/S	14/07/2023	WESTPAC CORPORATE CREDIT CARD CEO	LUNCH FOR SW LOCAL GOVERNMENT ELECTION PRIORITY STRATEGY SESSION	29.00
B/S	25/07/2023	WESTPAC CORPORATE CREDIT CARD CEO	ATTENDANCE TO LGIS CEO BREAKFAST	66.50
B/S	02/08/2023	WESTPAC CORPORATE CREDIT CARD CEO	MONTHLY CARD FEE	10.00
B/S	10/07/2023	WESTPAC CORPORATE CREDIT CARD DCS	MONTHLY SUBSCRIPTION TO MAILCHIMP NEWSLETTER DISTRIBUTOR	41.26
B/S	01/08/2023	WESTPAC CORPORATE CREDIT CARD DCS	GROUP 100 DISCOUNT RATE REPORT	220.00
B/S	02/08/2023	WESTPAC CORPORATE CREDIT CARD DCS	MONTHLY CARD FEE	10.00

SHIRE OF BRIDGETOWN-GREENBUSHES
LIST OF ACCOUNTS PAID IN AUGUST TO BE RECEIVED

Cheque/ Voucher No.	Date of Payment	Payee	Payment Description	Payment Amount \$
BPAY				
4082023	04/08/2023	TELSTRA	TELEPHONE & INTERNET CHARGES FOR JULY	1,178.38
16082023	16/08/2023	TELSTRA	TELEPHONE & INTERNET CHARGES FOR JULY	2,247.25
ELECTRONIC PAYMENTS				
EFT37347	01/08/2023	LGIS INSURANCE BROKING	2023/24 MARINE CARGO INSURANCE	597.72
EFT37348	01/08/2023	LOCAL GOVERNMENT INSURANCE WA	2023/24 INSURANCE PREMIUMS - 1ST INSTALMENT	299,264.56
EFT37349	03/08/2023	ABLE SALES	PETROL AIR COMPRESSOR FOR WORKSHOP	1,090.00
EFT37350	03/08/2023	AJB AUTOS	ENGINE SERVICE AND INSPECTION FOR JACK BOOM ZEBRA	319.22
EFT37351	03/08/2023	AJ STALEY CARPENTRY PTY LTD	REPLACE DAMAGED PLANKS ON GREENBUSHES POOL BOARDWALK	440.00
EFT37352	03/08/2023	AMITY SIGNS	2400 X 400MM CHEVRON SIGNS	1,127.50
EFT37353	03/08/2023	ARBOR GUY	TRIM 3 X BOX TREES ON ROE STREET FOR WESTERN POWER	1,771.00
EFT37354	03/08/2023	B & J CATALANO PTY LTD	SUPPLY AND DELIVER 24.14T CRUSHED LIMESTONE	1,230.78
EFT37355	03/08/2023	BETTER TELCO SOLUTIONS PTY LTD	MONTHLY TELEPHONE CHARGES FOR FCC FOR JULY	445.22
EFT37356	03/08/2023	BLACKWOOD RURAL SERVICES	3 INCH PUMP FOR DFES	1,969.00
EFT37357	03/08/2023	BLACKWOODS	GLOVES & SAFETY GLASSES FOR WORKS CREW	353.89
EFT37358	03/08/2023	BLACKWOOD HEAVY TILT	TRANSPORT JCB ROBOT SKID STEER FROM BUNBURY TO SHIRE DEPOT	600.00
EFT37359	03/08/2023	BLUE FORCE PTY LTD	100 X RFID KEY FOBS FOR 24 HOUR GYM	1,446.50
EFT37360	03/08/2023	BRC BUILDING SOLUTIONS PTY LTD	BRIDGETOWN RAILWAY STATION CONSERVATION & RENEWAL PROJECT	115,415.47
EFT37361	03/08/2023	BRIDGETOWN CRC	SES POWER CONSUMPTION	143.83
EFT37362	03/08/2023	BRIDGETOWN MITRE 10 & RETRAVISION	HEATER, KITCHEN SUPPLIES & VARIOUS MINOR ITEMS	423.31
EFT37363	03/08/2023	BRIDGETOWN PAINT SALES	2KG EXTERIOR TIMBER PRO POLYFILLA	59.95
EFT37364	03/08/2023	BRIDGETOWN TYRES	TYRE REPAIRS AND LIGHT BULB FOR SHIRE FLEET & BFB	220.00
EFT37365	03/08/2023	BTOWN BOARDING KENNELS & CATTERY	MONTHLY ANIMAL IMPOUND CHARGES - JUNE 2023	308.00
EFT37366	03/08/2023	BUNNINGS TRADE	ENTRY DOOR LOCK	84.04
EFT37367	03/08/2023	BUNBURY TRUCK SALES & SERVICE	RELEASE VALVE FOR SHIRE FLEET VEHICLE AIR TANK	32.44
EFT37368	03/08/2023	CAMPER & MOTORHOME CLUB OF AUST	RV FRIENDLY DESTINATION SIGN	75.00
EFT37369	03/08/2023	MATISSE CHARLES	PAYMENT FOR UMPIRING VOLLEYBALL GAMES	20.00
EFT37370	03/08/2023	COMBINED TEAM SERVICES	5 DAY HEALTH & SAFETY REPRESENTATIVE COURSE FOR 1 X STAFF MEMBER	995.00
EFT37371	03/08/2023	CUTTS TRANSPORT PTY LTD	TRANSPORT OF NEW KERBSIDE BINS FROM PERTH TO BRIDGETOWN	715.00
EFT37372	03/08/2023	DATA#3	OFFICE 365 BUSINESS LICENSES FOR JULY	1,808.71

SHIRE OF BRIDGETOWN-GREENBUSHES
LIST OF ACCOUNTS PAID IN AUGUST TO BE RECEIVED

Cheque/ Voucher No.	Date of Payment	Payee	Payment Description	Payment Amount \$
EFT37373	03/08/2023	DAVID NOWLAND'S HYDRAULIC SALES	HYDRAULIC SERVICE FOR EFFER 65 CRANE ON TIP TRUCK	1,177.00
EFT37374	03/08/2023	DAVMECH	REPAIRS TO TIP TRUCK AND WATER TANK	5,174.13
EFT37375	03/08/2023	DOMESTIC MAINTENANCE SW	REPAIRS IN GYM SHOWER & GUTTER CLEANING AT TENNIS CLUB	810.00
EFT37376	03/08/2023	ESPRESSO ESSENTIAL WA	SERVICE LIBRARY COFFEE MACHINE	421.09
EFT37377	03/08/2023	LGRCEU	PAYROLL DEDUCTIONS	220.00
EFT37378	03/08/2023	GARAGE DOORS SOUTH WEST	ROLLER DOOR SERVICE FOR DEPOT MAINTENANCE SUPPLY SHED	220.00
EFT37379	03/08/2023	G.C. SALES (W.A.)	GENERAL WASTE AND RECYCLING BINS	5,815.70
EFT37380	03/08/2023	RENEA LYNDLE GLUCK	REIMBURSEMENT OF GROCERIES FOR LIBRARY 10TH ANNIVERSARY	42.28
EFT37381	03/08/2023	HARMONIC ENTERPRISES PTY LTD	ANNUAL THREAT PROTECT & MONTHLY MANAGED SERVICES & HOSTING	5,104.00
EFT37382	03/08/2023	H C JONES & CO	PLUMBING REPAIRS AND GAS REGULATOR REPLACEMENT	1,385.00
EFT37383	03/08/2023	INDEPENDENT WINDSCREENS	REPLACE COMMUNITY BUS WINDSCREEN	880.00
EFT37384	03/08/2023	IT VISION	2023/24 ANNUAL RENEWAL OF SYNERGYSOFT LICENCE FEES	66,431.50
EFT37385	03/08/2023	IT VISION USER GROUP INC	2023/24 USER GROUP SUBSCRIPTION	770.00
EFT37386	03/08/2023	LG SOLUTIONS PTY LIMITED	2023/24 ANNUAL SUBSCRIPTION FOR FEES AND CHARGES PORTAL	6,545.00
EFT37387	03/08/2023	MANJIMUP FREIGHT DISTRIBUTORS	FREIGHT CHARGES	20.21
EFT37388	03/08/2023	ESTHER MATTHEWS	REIMBURSEMENT FOR CATERING FOR JULY CONCEPT FORUM	119.90
EFT37389	03/08/2023	MCLEODS	PROVISION OF LEGAL ADVICE	6,230.40
EFT37390	03/08/2023	KIRRALEE MOULE	PAYMENT FOR UMPIRING VOLLEYBALL GAMES	40.00
EFT37391	03/08/2023	JAMES MOYES	PAYMENT FOR UMPIRING VOLLEYBALL GAMES	120.00
EFT37392	03/08/2023	NATURALISTE HYGIENE SERVICES	6 MONTHLY SUPPLY OF NAPPY & SANITARY NAPKIN DISPOSAL UNITS	2,493.23
EFT37393	03/08/2023	NJ MECHANICAL	REPLACEMENT BATTERY FOR KANGAROO GULLY FIRE TRUCK	850.30
EFT37394	03/08/2023	ONEMUSIC AUSTRALIA	ANNUAL APRA MUSIC LICENCE FEE	778.73
EFT37395	03/08/2023	P.A. DOUST & CO.	WATER TRUCK HIRE FOR POLINA ROAD FIRE	1,155.00
EFT37396	03/08/2023	P.F.I SUPPLIES	PARTS FOR VACUUM CLEANER	149.55
EFT37397	03/08/2023	REPCO	REPLACEMENT LED AMBER STROBE BEACON MAINTENANCE TRUCK	440.00
EFT37398	03/08/2023	SEEK LIMITED	RECRUITMENT ADVERTISING	418.00
EFT37399	03/08/2023	SHIRE STAFF CLUB	PAYROLL DEDUCTIONS	184.00
EFT37400	03/08/2023	SOUTHERN LOCK AND SECURITY	2 X RESTRICTED SYSTEM KEYS CUT FOR SHIRE ADMIN BUILDING	40.00
EFT37401	03/08/2023	SOUTH WEST ISUZU	SERVICE FOR TIP TRUCK & MINOR PARTS	1,947.09
EFT37402	03/08/2023	SOUTH REGIONAL TAFE	AUSCHEM COURSE FOR STAFF MEMBER	110.00

SHIRE OF BRIDGETOWN-GREENBUSHES
LIST OF ACCOUNTS PAID IN AUGUST TO BE RECEIVED

Cheque/ Voucher No.	Date of Payment	Payee	Payment Description	Payment Amount \$
EFT37403	03/08/2023	SOUWEST GLASS SERVICE	SUPPLY & INSTALL SCREENS TO WINDOWS AT BRIDGETOWN SPORTSGROUND	1,826.00
EFT37404	03/08/2023	SYNERGY	ELECTRICITY CHARGES	3,232.91
EFT37405	03/08/2023	TEAM GLOBAL EXPRESS PTY LTD	FREIGHT CHARGES	15.69
EFT37406	03/08/2023	THINKPROJECT AUSTRALIA PTY LTD	ANNUAL RAMM ASSET ANNUAL SUPPORT & MAINTENANCE FEE	9,065.71
EFT37407	03/08/2023	VESTONE CAPITAL PTY LIMITED	QUARTERLY RENTAL OF BLC GYM EQUIPMENT FOR JULY 2023 - SEPT 2023	7,422.49
EFT37408	03/08/2023	GUY & LEANNE WARDELL-JOHNSON	PARTIAL REFUND AS PER DOG ACT OF DOG REGISTRATION FEE	19.40
EFT37409	03/08/2023	WESTRAC PTY LTD	REPLACEMENT FUEL CAP FOR ROAD ROLLER	258.89
EFT37410	03/08/2023	WINC AUSTRALIA PTY LTD	10 X CTNS COPY PAPER, BULK CLEANING SUPPLIES & OFFICE STATIONERY	949.90
EFT37411	08/08/2023	SYNERGY	ELECTRICITY CHARGES	325.00
EFT37414	17/08/2023	2R ELECTRICAL	REMOVE 7 X LIGHTS & REPLACE WITH LED LIGHTS IN BLC	1,575.00
EFT37415	17/08/2023	ABCO PRODUCTS PTY LTD	CLEANING SUPPLIES	785.96
EFT37416	17/08/2023	AFGRI EQUIPMENT AUSTRALIA PTY LTD	SCHEDULED 250HR OIL SAMPLE TEST KIT FOR JOHN DEERE GRADER	151.17
EFT37417	17/08/2023	A & L PRINTERS	SUPPLY TIP PASSES FOR RATES DISTRIBUTION	1,513.00
EFT37418	17/08/2023	AMITY SIGNS	DOG EXERCISE AREA & GREENBUSHES POOL SIGNANGE	429.00
EFT37419	17/08/2023	APV VALUERS AND ASSET MANAGEMENT	PROVISION OF LAND AND BUILDING FAIR VALUES PART PAYMENT	8,481.00
EFT37420	17/08/2023	ARBOR GUY	POWERLINE PRUNING AS DIRECTED BY WESTERN POWER	31,284.00
EFT37421	17/08/2023	DEAN KENNETH ARMSTRONG	REFUND OF STANDPIPE CARD BOND & REMAINING ACCOUNT CREDIT	102.10
EFT37422	17/08/2023	ARROW BRONZE	CEMETERY PLAQUE	208.98
EFT37423	17/08/2023	AUSTRALIA POST	POSTAGE FOR THE MONTH OF JULY	68.26
EFT37424	17/08/2023	BEILBY RECRUITMENT	RECRUITMENT CONSULTANCY FOR CEO RECRUITMENT - STAGE 4	4,400.00
EFT37425	17/08/2023	JULIE BERRIDGE	REFUND OF STANDPIPE CARD BOND MINUS LOST CARD FEE	50.00
EFT37426	17/08/2023	BETTER TELCO SOLUTIONS PTY LTD	REPLACE DIALLER IN THE SHIRE ADMIN BUILDING LIFT BY COMMS TECH	4,129.32
EFT37427	17/08/2023	BOOEASY AUSTRALIA PTY LTD	2022/23 MONTHLY BOOEASY COMMISSIONS FOR JULY	220.00
EFT37428	17/08/2023	BTOWN MUFFLER & TOWBAR CENTRE	DIAGNOSTIC ON SHIRE FLEET VEHICLE	100.00
EFT37429	17/08/2023	BRIDGETOWN TIMBER SALES	DRILL DOCTOR SHARPENER AND BENCH GRINDER	581.50
EFT37430	17/08/2023	BRIDGETOWN HISTORICAL SOCIETY INC.	2023/24 COMMUNITY GRANT FOR BHS CONFERENCE	5,000.00
EFT37431	17/08/2023	BRIDGETOWN MITRE 10 & RETRAVISION	DIGITAL TYRE INFLATOR, AIR BLOWER GUN & MINOR MAINTENANCE ITEMS	298.42
EFT37432	17/08/2023	BRIDGETOWN PAINT SALES	2 X 450G TUBES GAP FILLER	10.70
EFT37433	17/08/2023	BRIDGETOWN NEWSAGENCY	MONTHLY NEWSPAPER CHARGES & OFFICE SUPPLIES	163.60
EFT37434	17/08/2023	BRIDGETOWN CLEANING SERVICE	CLEAN AND SANITIZE BOMAG TRASH COMPACTOR INTERIOR	330.00

SHIRE OF BRIDGETOWN-GREENBUSHES
LIST OF ACCOUNTS PAID IN AUGUST TO BE RECEIVED

Cheque/ Voucher No.	Date of Payment	Payee	Payment Description	Payment Amount \$
EFT37435	17/08/2023	BRIDGETOWN TYRES	TYRE REPAIR FOR WHEEL LOADER & REPLACEMENT HEADLIGHT LAMPS	220.00
EFT37436	17/08/2023	BCITF	BCITF LEVIES FOR JULY 2023	4,603.02
EFT37437	17/08/2023	BURGESS RAWSON PTY LTD	WATER USAGE CHARGES	103.82
EFT37438	17/08/2023	CHRISTOPHER & DANIELLE CHALLIS	REFUND OF BCITF FOR CANCELLED BUILDING APPLICATION	62.00
EFT37439	17/08/2023	CITY OF BUSSELTON	SOUTH WEST LIBRARY CONSORTIA CONTRIBUTION	2,787.00
EFT37440	17/08/2023	CLEANWAY XTRA CLEANING SERVICES	MONTHLY COURT CLEANING FOR BRIDGETOWN LEISURE CENTRE FOR JULY	879.10
EFT37441	17/08/2023	COMBINED TEAM SERVICES	5 DAY HEALTH & SAFETY REPRESENTATIVE COURSE FOR 1 X STAFF MEMBER	995.00
EFT37442	17/08/2023	DAVMECH	REPAIRS TO ISUZU TIP TRUCK	3,569.56
EFT37443	17/08/2023	DFES - MONITORING	2023/24 ANNUAL DFES FIRE ALARM MONITORING FOR BLC	1,881.00
EFT37444	17/08/2023	DMIRS	BSL'S COLLECTED FOR JULY 2023	73,044.48
EFT37445	17/08/2023	DOMESTIC MAINTENANCE SW	MINOR PLUMBING REPAIRS TO SHIRE BUILDINGS	405.00
EFT37446	17/08/2023	ECO ENVIRONMENTAL HOLDINGS	WATER SAMPLING SUPPLIES FOR WASTE FACILITY	742.50
EFT37447	17/08/2023	FAIRTEL PTY LTD	MONTHLY TELEPHONE & NBN CHARGES FOR SES FOR JULY	179.00
EFT37448	17/08/2023	FITZ GERALD STRATEGIES	ANNUAL SUBSCRIPTION FOR INDUSTRIAL RELATIONS SERVICES 2023/24	6,028.36
EFT37449	17/08/2023	FONTY'S HIRE	4 WEEKS PORTA-LOO HIRE FOR DEPOT	264.00
EFT37450	17/08/2023	GREENBUSHES GOLF CLUB	SPONSORSHIP OF BRIDGETOWN VS GREENBUSHES GOLF DAY CHALLENGE	200.00
EFT37451	17/08/2023	HALIFAX SKILLED TRAINING	BASIC LEVEL SCAFFOLDING COURSE FOR 1 X STAFF MEMBER	955.00
EFT37452	17/08/2023	HARMONIC ENTERPRISES PTY LTD	BACKUP SOFTWARE FOR MICROSOFT 365	2,156.00
EFT37453	17/08/2023	HILLVIEW ELECTRICAL SERVICE	RECTIFY LIGHTING FAULT IN LIBRARY AMBULANT TOILET	121.00
EFT37454	17/08/2023	INTERPHONE	MONTHLY INTERNET CHARGES FOR ADMIN OFFICE FOR AUGUST	130.90
EFT37455	17/08/2023	JOHNSON'S FOOD SERVICES	FOOD ITEMS FOR RESALE AT THE BLC CAFE	661.32
EFT37456	17/08/2023	KEARNAN COLLEGE	REFUND OF LEISURE CENTRE HALL HIRE & COMMUNITY STALL HIRE BOND	250.00
EFT37457	17/08/2023	LANDGATE	LAND VALUATION ENQUIRY CHARGE	42.15
EFT37458	17/08/2023	LOCAL HEALTH ANALYTICAL COMMITTEE	2023/24 ANALYTICAL SERVICES	1,302.29
EFT37459	17/08/2023	JOANNE MARIE & NATHAN LOTON	REFUND OF STANDPIPE CARD BOND	100.00
EFT37460	17/08/2023	GLENDA MARY & HAZEL LOWE	SHIRE CONTRIBUTION TOWARDS CROSSOVER	914.40
EFT37461	17/08/2023	RONAN JAMES MCPHILEMY	REFUND OF STANDPIPE CARD BOND	100.00
EFT37462	17/08/2023	MOICH FARMS	REFUND OF STANDPIPE CARD BOND	100.00
EFT37463	17/08/2023	MUIRS MANJIMUP	REPAIRS TO 4WD ELECTRICAL ASSEMBLY ON SHIRE FLEET LIGHT VEHICLE	3,921.22
EFT37464	17/08/2023	NARA TRAINING	ELEVATED WORK PLATFORM TRAINING COURSE FOR 7 X PARTICIPANTS	4,329.00

SHIRE OF BRIDGETOWN-GREENBUSHES
LIST OF ACCOUNTS PAID IN AUGUST TO BE RECEIVED

Cheque/ Voucher No.	Date of Payment	Payee	Payment Description	Payment Amount \$
EFT37465	17/08/2023	N-COM PTY LTD	ANNUAL MAINTENANCE & SERVICING AT TRANSMISSION SITE	1,848.00
EFT37466	17/08/2023	OFFICEWORKS LTD	6 X LOGITECH HD WEBCAMS & 6 X HEADSETS FOR ONLINE MEETINGS	661.65
EFT37467	17/08/2023	OLD DOG DIRT AND DIESEL	SERVICE FOR MITSUBISHI TRITON	966.25
EFT37468	17/08/2023	OMNICOM MEDIA GROUP AUSTRALIA	SHIRE ADVERTISING	217.93
EFT37469	17/08/2023	PRICE CONSULTING GROUP PTY LTD	2022/23 CEO PERFORMANCE AGREEMENT REVIEW	4,356.00
EFT37470	17/08/2023	QUALITY SHOP	PRINTING OF INVOICES, RATES NOTICES & ENVELOPES	1,676.00
EFT37471	17/08/2023	RICHFEEDS AND RURAL SUPPLIERS	RABBIT NETTING, IRRIGATION SUPPLIES & MINOR ITEMS	2,123.75
EFT37472	17/08/2023	NARELLE ROONEY	REIMBURSEMENT OF GROCERIES FOR LIBRARY 10TH ANNIVERSARY	98.77
EFT37473	17/08/2023	ROTARY CLUB OF BRIDGETOWN	REFUND OF COMMUNITY BUS HIRE BOND LESS MILAGE CHARGES	5.65
EFT37474	17/08/2023	SCOPE BUSINESS IMAGING	MONTHLY PHOTOCOPYING AND PRINTING CHARGES - JULY	532.13
EFT37475	17/08/2023	SHIRE OF BRIDGETOWN-GREENBUSHES	SHIRE'S COMMISSION ON BSL'S COLLECTED FOR JULY 2023	179.25
EFT37476	17/08/2023	SOFT LANDING	RECYCLING OF MATTRESSES FROM THE WASTE FACILITY	2,741.13
EFT37477	17/08/2023	STATEWIDE CLEANING SUPPLIES PTY LTD	4 X 1200M ROLLS OF WOW FITWIPES FOR BLC GYM	196.90
EFT37478	17/08/2023	SYNERGY	ELECTRICITY CHARGES	6,622.99
EFT37479	17/08/2023	TEAM GLOBAL EXPRESS PTY LTD	FREIGHT CHARGES	291.92
EFT37480	17/08/2023	THE STABLES IGA	VARIOUS GROCERY SUPPLIES & CATERING FOR LIBRARY 10TH ANNIVERSARY	503.32
EFT37481	17/08/2023	TOTAL GREEN RECYCLING	RECYCLING OF E-WASTE FROM THE WASTE FACILITY	297.08
EFT37482	17/08/2023	TPG NETWORK PTY LTD	MONTHLY INTERNET CHARGE FOR LIBRARY & DEPOT FOR AUGUST	290.40
EFT37483	17/08/2023	TYRECYCLE PTY LTD	COLLECTION AND RECYCLING OF TYRES FROM THE WASTE SITE	855.55
EFT37484	17/08/2023	UWA PUBLISHING	BOOKS FOR VISITOR CENTRE STOCK	779.40
EFT37485	17/08/2023	VISIT BRANDS PTY LTD	VARIOUS VISITOR CENTRE STOCK	418.50
EFT37486	17/08/2023	WATTLESEED BARN CAFE & FLORIST	REFRESHMENTS FOR COMMITTEE MEETING	65.00
EFT37487	17/08/2023	WALGA	2023/24 WALGA SUBSCRIPTIONS	28,043.84
EFT37488	17/08/2023	WINC AUSTRALIA PTY LTD	BULK CLEANING & STATIONERY SUPPLIES	303.80
EFT37489	21/08/2023	AUSTRALIAN TAXATION OFFICE	BAS FOR JULY 2023	19,092.00
EFT37501	31/08/2023	2R ELECTRICAL	REPLACE 9 X LIGHTS WITH LED LIGHTS & REPLACE FAULTY SWITCH	1,846.20
EFT37502	31/08/2023	AJB AUTOS	VEHICLE SERVICING ON SHIRE LIGHT FLEET	715.09
EFT37503	31/08/2023	AJ STALEY CARPENTRY PTY LTD	INSTALL NEW DOOR AND LOCK TO HALLWAY TO SHIRE BUILDING	300.00
EFT37504	31/08/2023	APV VALUERS AND ASSET MANAGEMENT	PROVISION OF LAND AND BUILDING FAIR VALUES PART PAYMENT	9,541.13
EFT37505	31/08/2023	ARBOR GUY	REMOVAL OF DANGEROUS LARGE HIGH BRANCH ON MARRI TREE	1,936.00

SHIRE OF BRIDGETOWN-GREENBUSHES
LIST OF ACCOUNTS PAID IN AUGUST TO BE RECEIVED

Cheque/ Voucher No.	Date of Payment	Payee	Payment Description	Payment Amount \$
EFT37506	31/08/2023	AUSTRALIAN COMS & MEDIA AUTHORITY	ANNUAL LICENCE RENEWAL FOR LAND MOBILE/AMBULATORY & SBSFM	1,097.00
EFT37507	31/08/2023	AUSQ TRAINING	DEPOSIT FOR TRAFFIC MANAGEMENT & TRAFFIC CONTROL COURSE	1,500.00
EFT37508	31/08/2023	BCP CONTRACTORS PTY LTD	GREENBUSHES CAR PARK PROJECT - CLAIM 2	229,957.18
EFT37509	31/08/2023	BELIA ENGINEERING	TRANSPORT OF 3 X PALLETS OF E-WASTE TO PERTH FOR RECYCLING	495.00
EFT37510	31/08/2023	BLACKWOOD RURAL SERVICES	DIAGNOSIS OF TWO BLOWERS FOR REPAIR & PUMP CARBURETTOR	222.80
EFT37511	31/08/2023	BLACKWOOD HEAVY TILT	REMOVAL OF SCRAP METAL AND DEBRIS FROM ICC	300.00
EFT37512	31/08/2023	BOC LIMITED	ANNUAL CONTAINER SERVICE CHARGE & RENEWAL	612.93
EFT37513	31/08/2023	JOSHUA BONSER-PRICE	PAYMENT FOR UMPIRING VOLLEYBALL GAMES	40.00
EFT37514	31/08/2023	BRIDGETOWN AGRICULTURAL SOCIETY	23/24 SERVICE AGREEMENT	2,000.00
EFT37515	31/08/2023	BGBTA	23/24 SERVICE AGREEMENT	2,000.00
EFT37516	31/08/2023	BRIDGETOWN PAINT SALES	ROOF & GUTTER SILICONE	26.70
EFT37517	31/08/2023	BRIDGETOWN VIETNAMESE CAFE	CATERING FOR JULY & AUGUST COUNCIL MEETINGS	477.50
EFT37518	31/08/2023	BTOWN BOARDING KENNELS & CATTERY	MONTHLY KENNEL AND CATTERY IMPOUND CHARGES - JULY	44.00
EFT37519	31/08/2023	CITY AND REGIONAL FUELS	BULK FUEL SUPPLIES FOR DEPOT	19,428.78
EFT37520	31/08/2023	CITY OF BUSSELTON	23/24 CONTRIBUTION FOR BUSSELTON MARGARET RIVER AIRPORT	2,200.00
EFT37521	31/08/2023	CLEANAWAY PTY LTD	WASTE COLLECTION SERVICES FOR JULY	53,893.80
EFT37522	31/08/2023	CLIFFORD AUTO REPAIRS	ANNUAL REGISTRATION INSPECTION FOR THE COMMUNITY BUS	239.96
EFT37523	31/08/2023	TIMOTHY PATRICK CLYNCH	REIMBURSEMENT FOR ACCOMMODATION EXPENSES FOR CEO FORUM	249.00
EFT37524	31/08/2023	COMPACT EARTHWORKS	EARTHWORKS FOR RAMP TO CRICKET CLUB SHED PROJECT	1,320.00
EFT37525	31/08/2023	DATA#3	OFFICE 365 BUSINESS LICENSES FOR AUGUST	1,808.71
EFT37526	31/08/2023	DOMESTIC MAINTENANCE SW	GUTTER & DOWNPIPE REPLACEMENT AT SPORTSGROUND TOILET & KIOSK	2,472.00
EFT37527	31/08/2023	EVENT & CONFERENCE CO PTY LTD	REGISTRATION FOR WASTE AND RECYCLE CONFERENCE	640.00
EFT37528	31/08/2023	LGRCEU	PAYROLL DEDUCTIONS	176.00
EFT37529	31/08/2023	GARVS AUTO ELECTRICS PTY LTD	FIT & WIRE SUPPLIED UHF RADIOS TO 5 X FLEET VEHICLES & MINOR REPAIR	1,298.00
EFT37530	31/08/2023	GE & CJ GIBLETT	WELD CRACKS AND STRENGTHEN TRAILER RAMP	220.00
EFT37531	31/08/2023	HANSEN'S HOT BREAD SHOP	CAKE FOR LIBRARY 10TH ANNIVERSARY CELEBRATION	85.00
EFT37532	31/08/2023	HARMONIC ENTERPRISES PTY LTD	MONTHLY MANAGED SERVICES FOR AUGUST	2,453.00
EFT37533	31/08/2023	H C JONES & CO	ANNUAL BACKFLOW TESTING & PLUMBING WORKS TO SHIRE SITES	4,672.50
EFT37534	31/08/2023	HERSEYS SAFETY	PARTS & EQUIPMENT FOR FLEET SERVICING & TOOLS FOR WORKS CREW	382.25
EFT37535	31/08/2023	HILLVIEW ELECTRICAL SERVICE	REPLACE DAMAGED & FAULTY LIGHTS AT LIBRARY & ADMIN BUILDING	4,576.00

SHIRE OF BRIDGETOWN-GREENBUSHES
LIST OF ACCOUNTS PAID IN AUGUST TO BE RECEIVED

Cheque/ Voucher No.	Date of Payment	Payee	Payment Description	Payment Amount \$
EFT37536	31/08/2023	IXOM OPERATIONS PTY LTD	MONTHLY RENTAL/SERVICE CHARGE FOR 920KG CHLORINE GAS CYLINDER	174.25
EFT37537	31/08/2023	JAYBRO	100 X DURA-POST STEEL GUIDE POSTS	2,321.00
EFT37538	31/08/2023	LANDGATE	LAND VALUATION ENQUIRY CHARGES	551.83
EFT37539	31/08/2023	MICHELLE ROBYN LARKWORTHY	REIMBURSEMENT OF LAPTOP FOR SALARY SACRIFICE ARRANGEMENT	2,199.00
EFT37540	31/08/2023	DOREEN MACKMAN	DONATION FOR TIMBER BENCH & MEMORIAL PLAQUE FOR BERT REYNOLDS	400.00
EFT37541	31/08/2023	MELVILLE SUBARU	REPLACEMENT WINDSCREEN FOR FLEET LIGHT VEHICLE	2,876.05
EFT37542	31/08/2023	KIARA SHAREE MUELLNER	REIMBURSEMENT OF IPAD FOR SALARY SACRIFICE ARRANGEMENT	833.00
EFT37543	31/08/2023	MUIRS MANJIMUP	SERVICE FOR FLEET LIGHT VEHICLE	557.55
EFT37544	31/08/2023	NJ MECHANICAL	REPLACE CLUTCH FOR KANGAROO GULLY ISUZU FIRE TRUCK 2.4	4,935.70
EFT37545	31/08/2023	JENNI PATRICIA OLIVER	REIMBURSEMENT FOR PRE-EMPLOYMENT MEDICAL ASSESSMENT	130.00
EFT37546	31/08/2023	R & R PUBLICATIONS AUSTRALIA PTY LTD	BOOKS FOR VISITOR CENTRE STOCK	89.91
EFT37547	31/08/2023	MARK PYBUS	BOOKS FOR VISITOR CENTRE STOCK	110.00
EFT37548	31/08/2023	REPCO	5 X ORICOM UHF390 RADIO UNIT FOR SHIRE FLEET	1,254.00
EFT37549	31/08/2023	MEGAN RICHARDS	REIMBURSEMENT FOR CONFERENCE AND WORK RELATED EXPENSES	280.20
EFT37550	31/08/2023	ROYAL LIFE SAVING SOCIETY - AUSTRALIA	ANNUAL GUIDELINES FOR SAFE POOL OPERATIONS ONLINE SUBSCRIPTION	106.00
EFT37551	31/08/2023	RS COMPONENTS PTY LTD	SILICA GEL FOR LIBRARY FOOTPATH LIGHTS	159.46
EFT37552	31/08/2023	SHEDFORCE	SHED KIT & INSTALLATION CRICKET CLUB PROJECT - FINAL PAYMENT	11,141.00
EFT37553	31/08/2023	SHIRE STAFF CLUB	PAYROLL DEDUCTIONS	192.00
EFT37554	31/08/2023	SHIRE OF HARVEY	SW REGIONAL WASTE CONTRACT CONSULTANCY SERVICES - FINAL PAYMENT	1,000.00
EFT37555	31/08/2023	SKATE SCULPTURE PTY LTD	GREENBUSHES YOUTH PRECINCT PROJECT PART PAYMENT	132,852.96
EFT37556	31/08/2023	STEVE WOOD CARPENTRY	NEW DOOR FOR CATTERICK FIRE STATION & FIT SHIRE SYSTEM LOCK	850.00
EFT37557	31/08/2023	SYNERGY	ELECTRICITY CHARGES	6,697.17
EFT37558	31/08/2023	THE RABBIT HOLE COMMUNITY ARTS INC	23/24 SERVICE AGREEMENT	6,313.00
EFT37559	31/08/2023	TUCK'S GARDEN SERVICES	WEED SPRAYING AT THE BRIDGETOWN WASTE FACILITY	3,366.00
EFT37560	31/08/2023	T & V FENCING	SUPPLY & INSTALL NETS & RUBBER FOR CRICKET PRACTICE NETS PROJECT	32,698.60
EFT37561	31/08/2023	WESTRAC PTY LTD	SERVICING AND SUPPLY MINOR PART FOR ROAD ROLLERS	1,668.42
EFT37562	31/08/2023	WML CONSULTANTS	GEOTECHNICAL SITE ASSESSMENT NEAR GREENBUSHES CAR PARK	5,500.00
EFT37563	31/08/2023	WREN OIL	FEE FOR COLLECTION OF WASTE OIL FOR RECYCLING	16.50
EFT37564	31/08/2023	JULIA ANN BOYLE	MONTHLY COUNCILLOR ALLOWANCE	1,026.50
EFT37565	31/08/2023	ELKE HELENE BROWNE	MONTHLY COUNCILLOR ALLOWANCE	1,026.50

SHIRE OF BRIDGETOWN-GREENBUSHES
LIST OF ACCOUNTS PAID IN AUGUST TO BE RECEIVED

Cheque/ Voucher No.	Date of Payment	Payee	Payment Description	Payment Amount \$
EFT37566	31/08/2023	MIKKEL SKOU CHRISTENSEN	MONTHLY COUNCILLOR ALLOWANCE	1,026.50
EFT37567	31/08/2023	DEPARTMENT OF TREASURY	UNCLAIMED MONEY TRANSFERRED TO WA TREASURY	4,534.08
EFT37568	31/08/2023	TRACY LANSDELL	MONTHLY COUNCILLOR ALLOWANCE	1,026.50
EFT37569	31/08/2023	SEAN MICHAEL MAHONEY	MONTHLY COUNCILLOR ALLOWANCE	1,507.13
EFT37570	31/08/2023	JENNIFER MARY MOUNTFORD	MONTHLY COUNCILLOR ALLOWANCE	3,416.00
EFT37571	31/08/2023	ANTONINO PRATICO	MONTHLY COUNCILLOR ALLOWANCE	1,026.50
DIRECT DEBITS - LICENSING				
27720	01/08/2023	DEPARTMENT OF TRANSPORT	LICENSING PAYMENTS FOR 01/08/2023	4,130.15
27721	02/08/2023	DEPARTMENT OF TRANSPORT	LICENSING PAYMENTS FOR 02/08/2023	2,414.90
27722	03/08/2023	DEPARTMENT OF TRANSPORT	LICENSING PAYMENTS FOR 03/08/2023	4,676.60
27723	04/08/2023	DEPARTMENT OF TRANSPORT	LICENSING PAYMENTS FOR 04/08/2023	3,197.55
27724	07/08/2023	DEPARTMENT OF TRANSPORT	LICENSING PAYMENTS FOR 07/08/2023	4,697.25
27725	08/08/2023	DEPARTMENT OF TRANSPORT	LICENSING PAYMENTS FOR 08/08/2023	4,780.20
27726	09/08/2023	DEPARTMENT OF TRANSPORT	LICENSING PAYMENTS FOR 09/08/2023	3,043.85
27727	10/08/2023	DEPARTMENT OF TRANSPORT	LICENSING PAYMENTS FOR 10/08/2023	3,012.90
27728	11/08/2023	DEPARTMENT OF TRANSPORT	LICENSING PAYMENTS FOR 11/08/2023	6,599.45
27729	14/08/2023	DEPARTMENT OF TRANSPORT	LICENSING PAYMENTS FOR 14/08/2023	6,787.10
27730	15/08/2023	DEPARTMENT OF TRANSPORT	LICENSING PAYMENTS FOR 15/08/2023	6,083.90
27731	16/08/2023	DEPARTMENT OF TRANSPORT	LICENSING PAYMENTS FOR 16/08/2023	3,611.55
27732	17/08/2023	DEPARTMENT OF TRANSPORT	LICENSING PAYMENTS FOR 17/08/2023	4,022.20
27733	18/08/2023	DEPARTMENT OF TRANSPORT	LICENSING PAYMENTS FOR 18/08/2023	3,632.80
27734	21/08/2023	DEPARTMENT OF TRANSPORT	LICENSING PAYMENTS FOR 21/08/2023	3,247.60
27735	22/08/2023	DEPARTMENT OF TRANSPORT	LICENSING PAYMENTS FOR 22/08/2023	2,279.10
27736	23/08/2023	DEPARTMENT OF TRANSPORT	LICENSING PAYMENTS FOR 23/08/2023	1,434.75
27737	24/08/2023	DEPARTMENT OF TRANSPORT	LICENSING PAYMENTS FOR 24/08/2023	2,006.05
27738	25/08/2023	DEPARTMENT OF TRANSPORT	LICENSING PAYMENTS FOR 25/08/2023	5,010.45
27739	28/08/2023	DEPARTMENT OF TRANSPORT	LICENSING PAYMENTS FOR 28/08/2023	6,483.15
27740	29/08/2023	DEPARTMENT OF TRANSPORT	LICENSING PAYMENTS FOR 29/08/2023	3,264.95
27741	30/08/2023	DEPARTMENT OF TRANSPORT	LICENSING PAYMENTS FOR 30/08/2023	2,281.35
27742	31/08/2023	DEPARTMENT OF TRANSPORT	LICENSING PAYMENTS FOR 31/08/2023	3,216.10

SHIRE OF BRIDGETOWN-GREENBUSHES
LIST OF ACCOUNTS PAID IN AUGUST TO BE RECEIVED

Cheque/ Voucher No.	Date of Payment	Payee	Payment Description	Payment Amount \$
CHEQUES				
300260	01/08/2023	DEPARTMENT OF TRANSPORT	VEHICLE REGISTRATION	446.15
300261			CANCELLED CHEQUE	
300262	17/08/2023	WATER CORPORATION	WATER CHARGES	8,148.49
				1,830,901.56
CHEQUES - VISITOR CENTRE TRUST				
NIL				
ELECTRONIC PAYMENTS - VISITOR CENTRE TRUST				
EFT37412	15/08/2023	LORRAINE M HEALEY	ACCOMMODATION REFUND LESS CANCELLATION FEE	328.00
EFT37413	15/08/2023	SOLOMON WRIGHT	ACCOMMODATION REFUND LESS CANCELLATION FEE	8.00
EFT37490	23/08/2023	BRIDGETOWN HISTORICAL SOCIETY INC.	CONSIGNMENT STOCK SOLD FOR JULY 2023	84.37
EFT37491	23/08/2023	BGBTA	CONSIGNMENT STOCK SOLD FOR JULY 2023	20.25
EFT37492	23/08/2023	ELIZABETH DENNISS	CONSIGNMENT STOCK SOLD FOR JULY 2023	18.75
EFT37493	23/08/2023	ANNE HARSE	CONSIGNMENT STOCK SOLD FOR JULY 2023	33.75
EFT37494	23/08/2023	JENNIFER MARY MOUNTFORD	CONSIGNMENT STOCK SOLD FOR JULY 2023	191.25
EFT37495	23/08/2023	PUBLIC TRANSPORT AUTHORITY WA	BUS TICKETS SOLD FOR JULY 2023	444.96
EFT37496	23/08/2023	SHIRE OF BRIDGETOWN-GREENBUSHES	SHIRE COMMISSION ON ACCOMMODATION BOOKINGS FOR JULY 2023	502.27
EFT37497	23/08/2023	WA HOLIDAY GUIDE PTY LTD	COMMISSION ON ACCOMMODATION BOOKINGS FOR JULY 2023	1.10
V300227	15/08/2023	WESTPAC	TOTAL ACCOMMODATION FOR THE MONTH OF JULY 2023	1,661.40
ELECTRONIC PAYMENTS - TRUST GENERAL FUND				
EFT37498	30/08/2023	DEPARTMENT OF TREASURY	UNCLAIMED MONEY TRANSFERRED TO TREASURY	21.21
EFT37499	30/08/2023	AMY CRYSTAL ELPHICK	REFUND OF UNSPENT CEMETERY DEPOSIT FEES PAID	225.92
EFT37500	30/08/2023	SHIRE OF BRIDGETOWN-GREENBUSHES	CEMETERY FEES FOR COST OF PLAQUE & PLACEMENT	476.93
				4,018.16

SHIRE OF BRIDGETOWN-GREENBUSHES
LIST OF ACCOUNTS PAID IN AUGUST TO BE RECEIVED

Cheque/ Voucher No.	Date of Payment	Payee	Payment Description	Payment Amount \$
--------------------------------	----------------------------	--------------	----------------------------	----------------------------------

This schedule of accounts paid for the Municipal Fund totalling \$1,830,721.12 and for the Trust Fund totalling \$4,018.16 which was submitted to each member of the Council on 28th September 2023 has been checked and is fully supported by vouchers and invoices which are submitted herewith and which have been duly certified as to the receipt of goods and the rendition of services and as to prices, computations and castings.

Total creditor accounts outstanding as at 31/08/2023 is 284,081.54



.....
ACTING CHIEF EXECUTIVE OFFICER 28th September 2023



SHIRE OF BRIDGETOWN-GREENBUSHES

MONTHLY FINANCIAL REPORT

For the Period Ended 31 July 2023

LOCAL GOVERNMENT ACT 1995

LOCAL GOVERNMENT (FINANCIAL MANAGEMENT) REGULATIONS 1996

TABLE OF CONTENTS

Statement of Financial Activity	2 - 3
Statement of Financial Position	4
Note 1 Determination of Surplus or Deficit	5
Note 2 Explanation of Material Variances	6
Note 3 Budget Amendments	7
Note 4 Cash and Investments	8
Note 5 Cash Backed Reserves	9 - 10
Note 6 Receivables	11
Note 7 Fixed Asset Disposals	12
Note 8 Fixed Asset Acquisitions	13 - 19
Note 9 Information on Borrowings and Leases	20 - 21
Note 10 Rating Information	22

Detailed account schedules will be provided with financial reports to be presented at the

September 2023

December 2023

March 2024 (Budget Review)

June 2024

SHIRE OF BRIDGETOWN-GREENBUSHES
STATEMENT OF FINANCIAL ACTIVITY
For the Period Ended 31 July 2023

	Note	Amended Annual Budget	Amended YTD Budget (a)	YTD Actual (b)	Var. \$ (b)-(a)	Var. % (b)-(a)/(a)	* Var.
		\$	\$	\$	\$	%	
OPERATING ACTIVITIES							
Revenue from operating activities							
General rates	10	5,735,031	0	0	0		
Grants, subsidies and contributions		1,580,220	0	0	0		
Fees and charges		2,345,731	142,568	143,475	907	0.64%	
Interest revenue		353,000	18,820	10,488	(8,332)	(44.27%)	
Other revenue		275,604	9,048	8,848	(200)	(2.21%)	
Profit on asset disposals	7	55,001	0	0	0		
		10,344,587	170,436	162,811			
Expenditure from operating activities							
Employee costs		(6,320,263)	(539,221)	(508,718)	30,503	5.66%	▲
Materials and contracts		(4,446,866)	(286,048)	(312,342)	(26,294)	(9.19%)	▼
Utility charges		(299,456)	(10,100)	(4,425)	5,675	56.19%	
Depreciation		(3,759,377)	(5,334)	(3,986)	1,348	25.28%	
Finance costs		(63,715)	(313)	141	454	145.19%	
Insurance		(380,176)	(190,066)	(184,981)	5,085	2.68%	
Other expenditure		(325,972)	(31,341)	(45,448)	(14,107)	(45.01%)	▼
Loss on asset disposals	7	(5,450)	(44)	0	44	100.00%	
		(15,601,275)	(1,062,467)	(1,059,758)			
Non-cash amounts excluded from operating activities	1(a)	3,715,452	0	4,628	4,628		
Amount attributable to operating activities		(1,541,236)	(892,031)	(892,319)			
INVESTING ACTIVITIES							
Inflows from investing activities							
Capital grants, subsidies and contributions		7,760,990	0	0	0		
Proceeds from disposal of assets	7	444,001	0	0	0		
		8,204,991	0	0			
Outflows from investing activities							
Purchase of property, plant and equipment	8	(7,552,606)	(244,337)	(78,703)	165,634	67.79%	▲
Purchase and construction of infrastructure	8	(5,306,205)	(402,529)	(174,671)	227,858	56.61%	▲
		(12,858,811)	(646,866)	(253,374)			
Amount attributable to investing activities		(4,653,820)	(646,866)	(253,374)			
FINANCING ACTIVITIES							
Inflows from financing activities							
Proceeds from borrowings	9	0	0	0	0		
Transfers from reserve accounts	5	2,508,330	0	0	0		
		2,508,330	0	0			
Outflows from financing activities							
Repayment of borrowings	9	(153,248)	0	0	0		
Payments for principal portion of lease liabilities	9	(64,218)	(10,264)	(10,264)	0	0.00%	
Transfers to reserve accounts	5	(1,102,137)	(14,265)	(14,265)	0	0.00%	
		(1,319,603)	(24,529)	(24,529)			
Amount attributable to financing activities		1,188,727	(24,529)	(24,529)			

SHIRE OF BRIDGETOWN-GREENBUSHES
STATEMENT OF FINANCIAL ACTIVITY
For the Period Ended 31 July 2023

Note	Amended Annual Budget	Amended YTD Budget (a)	YTD Actual (b)	Var. \$ (b)-(a)	Var. % (b)-(a)/(a)	* Var.
	\$	\$	\$	\$	%	
MOVEMENT IN SURPLUS OR DEFICIT						
Surplus or deficit at the start of the financial year	5,006,329	5,006,329	5,036,412	30,083	0.60%	
Amount attributable to operating activities	(1,541,236)	(892,031)	(892,319)			
Amount attributable to investing activities	(4,653,820)	(646,866)	(253,374)			
Amount attributable to financing activities	1,188,727	(24,529)	(24,529)			
Surplus or deficit after imposition of general rates	0	3,442,903	3,866,190	423,287		
1(b)						

* Council for the financial year ending 30 June 2023 adopted a percentage of plus or minus 5% at nature level to be used for reporting material variances of actual revenue and expenditure in the monthly financial reports. The exception being that material variances of \$10,000 or less are non-reportable. Refer to Note 2 for explanation of material variances.

This statement is to be read in conjunction with the accompanying Financial Statements and notes.

SHIRE OF BRIDGETOWN-GREENBUSHES
STATEMENT OF FINANCIAL POSITION
For the Period Ended 31 July 2023

	Note	31-Jul-2023	Last Period	30-Jun-22
		\$	\$	\$
Current Assets				
Cash and cash equivalents	4	10,645,238	11,307,415	9,564,983
Trade and other receivables		1,236,969	1,505,902	683,571
Inventories		36,747	30,390	40,835
Other assets		0	0	245,722
TOTAL CURRENT ASSETS		11,918,954	12,843,707	10,535,111
Non-Current Assets				
Trade and other receivables		163,073	163,073	172,940
Other financial assets		77,804	77,804	77,804
Property, plant and equipment		33,297,563	33,218,859	32,464,182
Infrastructure		168,300,771	168,126,100	167,034,928
Right-of-use assets		33,511	33,659	74,983
TOTAL NON-CURRENT ASSETS		201,872,722	201,619,495	199,824,837
TOTAL ASSETS		213,791,676	214,463,202	210,359,948
Current Liabilities				
Trade and other payables		1,530,586	1,371,178	1,118,802
Other liabilities		1,344,466	1,272,029	1,495,917
Lease liabilities	9	25,756	32,182	42,577
Borrowings	9	153,248	153,248	160,317
Employee related provisions		738,063	738,063	806,695
TOTAL CURRENT LIABILITIES		3,792,119	3,566,700	3,624,308
Non-Current Liabilities				
Lease liabilities	9	3,081	3,081	34,792
Borrowings	9	1,542,165	1,542,165	1,520,412
Employee related provisions		60,378	60,378	59,816
TOTAL NON-CURRENT LIABILITIES		1,605,624	1,605,624	1,615,020
TOTAL LIABILITIES		5,397,743	5,172,324	5,239,328
NET ASSETS		208,393,933	209,290,878	205,120,620
Equity				
Retained surplus		116,615,234	117,526,444	113,759,448
Reserves accounts	5	4,633,914	4,619,649	4,216,387
Revaluation surplus		87,144,785	87,144,785	87,144,785
TOTAL EQUITY		208,393,933	209,290,878	205,120,620

This statement is to be read in conjunction with the accompanying Financial Statements and notes.

SHIRE OF BRIDGETOWN-GREENBUSHES
NOTES TO THE STATEMENT OF FINANCIAL ACTIVITY
For the Period Ended 31 July 2023

Note 1: DETERMINATION OF SURPLUS OR DEFICIT (NET CURRENT ASSETS)

(a) Non-cash amounts excluded from operating activities

The following non-cash revenue or expenditure has been excluded from amounts attributable to operating activities within the Statement of Financial Activity in accordance with Financial Management Regulation 32.

	Note	YTD 31 Jul 2023	Last Period	Actual 30 June 2023
		\$	\$	\$
Adjustments to operating activities				
Less: Profit on asset disposals	7	0	(75,306)	(75,306)
Add: Loss on disposal of assets	7	0	4,173	4,173
Add: Depreciation on assets		3,986	3,634,894	3,634,894
Movement in non-current pensioner deferred rates		0	(4,677)	(4,677)
Movement in non-current employee provisions		0	6,106	6,106
Movement in current employee provisions associated with restricted cash		642	597	597
Non cash amounts excluded from operating activities		4,628	3,565,787	3,565,787

(b) Surplus or deficit after imposition of general rates

The following current assets and liabilities have been excluded from the net current assets used in the Statement of Financial Activity in accordance with Financial Management Regulation 32 to agree to the surplus/(deficit) after imposition of general rates.

	Note	YTD 31 Jul 2023	Last Period	Actual 30 June 2023
		\$	\$	\$
Adjustments to net current assets				
Less: Cash - restricted reserves	5	(4,633,914)	(4,619,649)	(4,619,649)
Add: Current portion of borrowings		153,248	153,248	153,248
Add: Current portion of lease liabilities		25,756	32,182	32,182
Add: Current portion of employee benefit provisions	5	194,266	193,624	193,624
Total adjustments to net current assets		(4,260,645)	(4,240,595)	(4,240,594)
Net current assets used in the Statement of Financial Activity				
Total current assets		11,918,953	12,843,707	12,843,707
Less: Total current liabilities		(3,792,118)	(3,566,700)	(3,566,700)
Less: Total adjustments to net current assets		(4,260,645)	(4,240,595)	(4,240,595)
Surplus or deficit after imposition of general rates		3,866,190	5,036,412	5,036,412

SHIRE OF BRIDGETOWN-GREENBUSHES
NOTES TO THE STATEMENT OF FINANCIAL ACTIVITY
For the Period Ended 31 July 2023

Note 2: EXPLANATION OF MATERIAL VARIANCES

Nature of Income/Expenditure	Variance \$	Variance %	Var.	Reason	Explanation of Variance
OPERATING ACTIVITIES					
Expenditure from operating activities					
Employee costs	30,503	5.66%	▲	Timing	Variance due to various position vacancies and timing of seasonal road and verge maintenance.
Materials and contracts	(26,294)	(9.19%)	▼	Timing	Expenditure on the following is greater than estimated at this time: Road and verge maintenance.
Other expenditure	(14,107)	(45.01%)	▼	Timing	Expenditure in the following areas are greater than estimated: Members expenditure \$11,805 Balance relates to minor variances in other expenditure items.
INVESTING ACTIVITIES					
Purchase of property, plant and equipment	165,634	67.79%	▲	Timing	Expenditure in the following areas are less than estimated: Building renewals \$24,734 Plant and equipment \$140,900 Please refer to note 8 for more details.
Purchase and construction of infrastructure	227,858	56.61%	▲	Timing	Expenditure in the following areas are less than estimated: Drainage construction program \$46,307 Parks & Ovals infrastructure \$30,207 Greenbushes car park \$151,345 Please refer to note 8 for more details.

Council for the financial year ending 30 June 2023 adopted a percentage of plus or minus 5% at nature level to be used for reporting material variances of actual revenue and expenditure in the monthly financial reports. The exception being that material variances of \$10,000 or less are non-reportable.

SHIRE OF BRIDGETOWN-GREENBUSHES
NOTES TO THE STATEMENT OF FINANCIAL ACTIVITY
For the Period Ended 31 July 2023

Note 3: BUDGET AMENDMENTS

Amendments to original budget since budget adoption. Surplus/(Deficit)

GL Account Code	Description	Council Resolution	Classification	Non Cash Adjustment	Increase in Available Cash	(Decrease) in Available Cash	Amended Budget Running Balance
				\$	\$	\$	\$
	Budget Adoption		Closing Surplus				0
	Permanent Changes						0
				0	0	0	

SHIRE OF BRIDGETOWN-GREENBUSHES
NOTES TO THE STATEMENT OF FINANCIAL ACTIVITY
For the Period Ended 31 July 2023

Note 4: CASH AND INVESTMENTS

	Interest Rate	Unrestricted	Restricted	Trust	Investments	Total Amount	Institution	Maturity Date
		\$	\$	\$	\$	\$		
(a) Cash Deposits								
Municipal Bank Account	Nil	787,995	153,830			941,825	Westpac	At Call
Municipal Funds On Call	4.05%	309,467				309,467	WATC	At Call
Trust Bank Account	Nil			955		955	Westpac	At Call
Visitor Centre Trust Account	Nil			10,971		10,971	Westpac	At Call
Cash On Hand	Nil	3,850				3,850	N/A	On Hand
Term Deposits								
(b) Municipal Funds								
Municipal Funds	4.54%	507,650				507,650	NAB	09-Aug-23
Municipal Funds	4.55%	511,944				511,944	NAB	14-Aug-23
Municipal Funds	4.70%	516,585				516,585	NAB	28-Aug-23
Municipal Funds	4.45%	400,000				400,000	NAB	01-Sep-23
Municipal Funds	4.60%	400,000				400,000	NAB	15-Sep-23
Municipal Funds	4.35%	514,845				514,845	NAB	26-Sep-23
Municipal Funds	5.10%	514,913				514,913	NAB	03-Oct-23
Municipal Funds	5.10%	514,561				514,561	NAB	03-Oct-23
Municipal Funds	5.05%	514,752				514,752	NAB	09-Oct-23
Municipal Funds	5.05%	514,762				514,762	NAB	09-Oct-23
Reserve Funds	4.10%		4,480,084			4,480,084	NAB	25-Aug-23
Total		6,011,323	4,633,914	11,926	0	10,657,164		

SHIRE OF BRIDGETOWN-GREENBUSHES
NOTES TO THE STATEMENT OF FINANCIAL ACTIVITY
For the Period Ended 31 July 2023

Note 5: CASH BACKED RESERVE

2023-24										
Res No.	Name	Opening Balance	Amended Budget Interest Earned	Actual Interest Earned	Amended Budget Transfers In (+)	Actual Transfers In (+)	Amended Budget Transfers Out (-)	Actual Transfers Out (-)	Amended Budget Closing Balance	Actual YTD Closing Balance
		\$	\$	\$	\$	\$		\$	\$	\$
	Restricted by Legislation/Agreement									
106	Subdivision Reserve	224,056	6,510	743	10,000				240,566	224,799
121	Car Park Reserve	1,008	29	3	0			1,037	1,011	
201	Unspent Grants & Loans Reserve	317,455	0	0	0		(317,455)	(1)	317,455	
	Restricted by Council									
101	Leave Reserve	193,624	5,626	642	0			199,250	194,266	
102	Plant Reserve	763,951	22,198	2,533	300,000		(931,816)	154,333	766,485	
103	Land and Building Reserve	589,080	17,116	1,953	0		(267,500)	338,696	591,033	
104	Bush Fire Reserve	50,156	1,457	166	10,000			61,613	50,322	
105	Maintenance and Renewal of Mine Heavy Haulage Roads Reserve	82,334	2,392	273	79,573			164,299	82,607	
107	Sanitation Reserve	296,229	8,607	982	60,000		(279,417)	85,419	297,211	
109	Recreation Centre Floor and Solar Reserve	243,808	7,084	808	10,000			260,892	244,616	
112	Refuse Site Post Closure Reserve	253,468	7,364	840	5,000		(30,000)	235,832	254,309	
113	Drainage Reserve	80,620	2,342	267	10,000		(16,326)	76,636	80,888	
114	Community Bus Reserve	74,296	2,159	246	5,000			81,455	74,543	
115	SBS & Communications Tower Reserve	63,577	1,847	211				65,424	63,788	
118	Playground Equipment Reserve	46,455	1,350	154				47,805	46,609	
125	Building Maintenance Reserve	232,900	6,767	772			(103,135)	136,532	233,672	
126	Strategic Projects Reserve	292,757	8,506	971	297,564		(124,864)	473,963	293,728	
127	Matched Grants Reserve	77,797	2,260	258	10,000			90,057	78,055	
128	Aged Care Infrastructure Reserve	59,556	1,730	197				61,286	59,753	
129	Equipment Reserve	6,389	186	21				6,575	6,410	
130	Assets and GRV Valuation Reserve	124,319	3,612	412			(70,226)	57,705	124,732	

SHIRE OF BRIDGETOWN-GREENBUSHES
NOTES TO THE STATEMENT OF FINANCIAL ACTIVITY
For the Period Ended 31 July 2023

Note 5: CASH BACKED RESERVE

2023-24										
Res No.	Name	Opening Balance	Amended Budget Interest Earned	Actual Interest Earned	Amended Budget Transfers In (+)	Actual Transfers In (+)	Amended Budget Transfers Out (-)	Actual Transfers Out (-)	Amended Budget Closing Balance	Actual YTD Closing Balance
		\$	\$	\$	\$	\$		\$	\$	\$
131	Bridgetown Leisure Centre Reserve	34,131	992	113			(5,000)		30,123	34,244
132	Trails Reserve	42,790	1,243	142	5,000		(27,500)		21,533	42,932
133	Light Fleet Vehicle Reserve	292,144	8,488	969	120,000		(330,091)		90,541	293,113
135	Blackspot Reserve	11,749	341	39	10,000				22,090	11,788
136	Project Management Reserve	165,000	4,794	547					169,794	165,547
137	Sustainability Reserve	0	0		15,000		(5,000)		10,000	0
138	CCTV Infrastructure	0	0		30,000				30,000	0
		4,619,649	125,000	14,265	977,137	0	(2,508,330)	0	3,173,456	4,633,914

SHIRE OF BRIDGETOWN-GREENBUSHES
NOTES TO THE STATEMENT OF FINANCIAL ACTIVITY
For the Period Ended 31 July 2023

Note 6: RECEIVABLES

Receivables - Rates

Opening arrears previous years
 Levied this year
 Less Collections to date
 Equals Current outstanding

	YTD 31 Jul 2023	30 June 2023
	\$	\$
Opening arrears previous years	105,326	147,038
Levied this year	0	5,343,483
Less Collections to date	(21,328)	(5,385,195)
Equals Current outstanding	83,998	105,326
Net Rates Collectable	83,998	105,326
% Collected	20.25%	98.08%

Receivables - Sundry Debtors

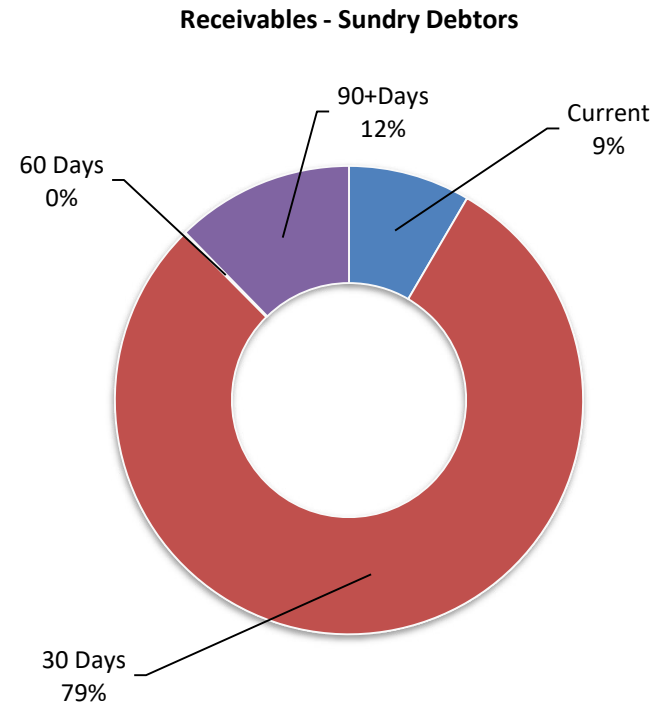
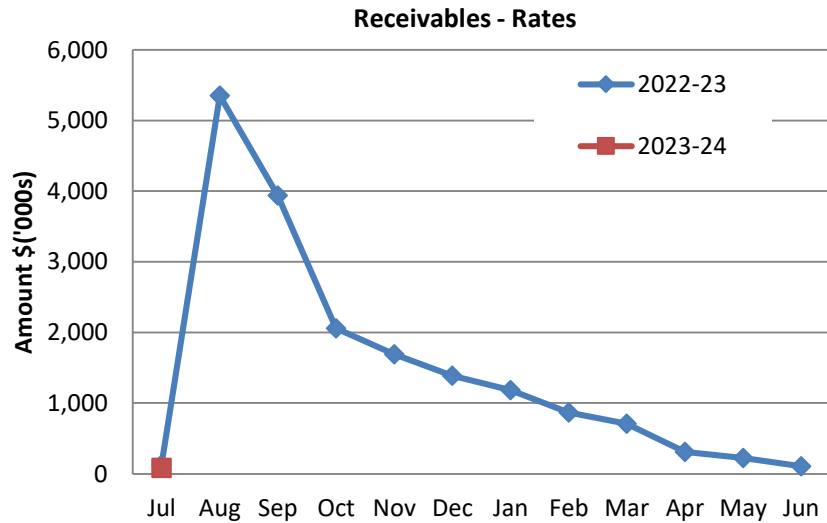
Receivables - Sundry debtors

	Current	30 Days	60 Days	90+Days
	\$	\$	\$	\$
Receivables - Sundry debtors	9,223	86,610	148	13,471

Total Sundry Debtor Receivables Outstanding

109,451

Amounts shown above include GST (where applicable)



SHIRE OF BRIDGETOWN-GREENBUSHES
NOTES TO THE STATEMENT OF FINANCIAL ACTIVITY
For the Period Ended 31 July 2023

Note 7: FIXED ASSET DISPOSALS

YTD Actual Replacement				Disposals	Amended Current Budget		
Net Book Value	Proceeds	Profit (Loss)	P&L Variance		Net Book Value	Proceeds	Profit (Loss)
\$	\$	\$	\$		\$	\$	\$
				Plant and Equipment			
				P3020 2018 Mitsubishi Outlander (Pool)	6,800	15,000	8,200
				P3070 2020 Toyota Prado (CEO)	33,790	35,000	1,210
				P3085 2020 Toyota RAV4 (EMCS)	24,500	25,000	500
				P4200 2017 Mitsubishi Triton (Bushfire Brigade)	11,680	12,000	320
				P4190 2008 Ford Ranger (Bushfire Brigade)	6,200	5,000	(1,200)
				P4225 2018 Toyota Hilux (Bridgetown Logistics)	10,070	13,000	2,930
				P4095 2007 Isuzu Fire Truck (Yornup BFB)	70,920	76,000	5,080
				P2051 2019 Mitsubishi Triton (Senior Ranger)	15,180	18,000	2,820
				P2082 2006 CAT Track Loader (Waste Site)	62,000	65,000	3,000
				P2285 2009 Bomag Refuse Compactor	33,720	30,000	(3,720)
				P3010 2018 Nissan Xtrail (MDS)	5,850	10,000	4,150
				P2073 2015 CAT 432F Backhoe Loader	70,530	70,000	(530)
				P2111 2013 Tennant Footpath Sweeper	8,000	11,364	3,364
				P2076 2000 JCB Robot Skid Steer Loader	5,000	5,000	0
				P2045 2018 Nissan Navara (Works Coordinator)	12,560	20,000	7,440
				P2220 2018 Mitsubishi Triton (Plant Mechanic)	8,850	17,273	8,423
				P2270 2018 Mitsubishi Triton (Parks Crew)	8,800	16,364	7,564
0	0	0	0		394,450	444,001	49,551

SHIRE OF BRIDGETOWN-GREENBUSHES
NOTES TO THE STATEMENT OF FINANCIAL ACTIVITY
For the Period Ended 31 July 2023

Note 8: FIXED ASSET ACQUISITIONS

Assets	General Ledger/Job No.	Amended Annual Budget	YTD 31 Jul 2023			Comment
			Amended YTD Budget	YTD Actual	Variance (Under)/Over	
		\$	\$	\$	\$	
Land and Buildings						
Governance						
Shire Administration Building	07BU	47,855	302	271	(31)	
Law, Order and Public Safety						
Greenbushes Bushfire Brigade	09BN	322,600	0	0	0	
Wandillup Bushfire Brigade	10BN	351,100	0	0	0	
Kangaroo Gully Bushfire Station	12BN	625	0	0	0	
Housing						
144 Hampton Street	38BU	40,000	0	0	0	
146 Hampton Street	26BU	10,000	0	0	0	
Community Amenities						
Waste Site Recycle Shed	62BU	118,522	0	0	0	
Recreation and Culture						
Yornup Hall	01BU	10,000	0	0	0	
Bridgetown Civic Centre Revitalisation	02BU	998,073	0	0	0	
Bridgetown Leisure Centre	16BU	76,536	0	0	0	
Greenbushes Hall	20BU	164,027	0	0	0	
Greenbushes Golf Club	39BU	225,000	0	0	0	
Bridgetown Sportsground horse stalls	56BU	4,978	0	0	0	
Bridgetown Lesser Hall	61BU	15,537	0	0	0	
Bridgetown Civic Centre wet areas and foyer	63BU	150,000	0	0	0	
Greenbushes Office toilets	TF02	145,200	0	0	0	
BLC court fans	TF07	106,140	0	0	0	
Bridgetown Regional Library	60BU	54,300	0	0	0	
Bridgetown Railway Station restoration	57BU	103,135	103,135	78,432	(24,703)	Job continuing

SHIRE OF BRIDGETOWN-GREENBUSHES
NOTES TO THE STATEMENT OF FINANCIAL ACTIVITY
For the Period Ended 31 July 2023

Note 8: FIXED ASSET ACQUISITIONS

Assets	General Ledger/Job No.	Amended Annual Budget	YTD 31 Jul 2023			Comment
			Amended YTD Budget	YTD Actual	Variance (Under)/Over	
		\$	\$	\$	\$	
Land and Buildings (Continued)						
Recreation and Culture (Continued)						
Greenbushes Old Court House	TF12	330,000	0	0	0	
Transport						
Shire Depot Rebuild	08BU	661,796	0	0	0	
Economic Services						
154 Hampton Street	59BU	40,000	0	0	0	
Bridgetown Visitor Centre fit out	64BU	114,000	0	0	0	
Other Property and Services						
Purchase of Land	1790040	17,500	0	0	0	
Land and Buildings Total		4,106,924	103,437	78,703	(24,734)	
Roads						
Transport						
Winnejup Road Regional Road Group 23/24	RR17	375,000	0	0	0	
Winnejup Road Regional Road Group 22/23	RR21	174,697	0	0	0	
Kerbing	KB01	10,000	0	0	0	
Eedle terrace	RC01	40,000	0	0	0	
Phillips Street	RC05	35,000	0	0	0	
Apex Grove	RC15	14,138	0	0	0	
Improvements Steere Street Intersections	RC52	22,500	0	0	0	
Emergency Works	RC53	30,000	0	0	0	
Hester Cascades Road	RC55	49,426	0	0	0	
Blechynden Street	RC63	80,000	0	0	0	
Hackett Street	RC64	115,265	0	0	0	
Geegelup View	RC65	15,000	0	0	0	

SHIRE OF BRIDGETOWN-GREENBUSHES
NOTES TO THE STATEMENT OF FINANCIAL ACTIVITY
For the Period Ended 31 July 2023

Note 8: FIXED ASSET ACQUISITIONS

Assets	General Ledger/Job No.	Amended Annual Budget	YTD 31 Jul 2023			Comment
			Amended YTD Budget	YTD Actual	Variance (Under)/Over	
		\$	\$	\$	\$	
Roads (Continued)						
Transport (Continued)						
Peninsula Road	RC66	29,425	0	0	0	
Mount Street	RC67	15,000	0	0	0	
Lakeview Crescent	RC68	140,000	0	0	0	
Somme Street	RC69	10,000	0	0	0	
Mirimiri Street	RC70	14,000	0	0	0	
Riverview Close	RC71	11,500	0	0	0	
Carnegie Close	RC72	11,000	0	0	0	
Blechynden Street/Roe Street	RC73	30,000	0	0	0	
Catterick Road	GS32	70,000	0	0	0	
Tweed Road	GS71	120,000	0	0	0	
Connell Road	GS72	85,000	0	0	0	
Donnelly Mill Road	GS22	145,000	0	0	0	
Collins Road	TF13	38,500	0	0	0	
Spring Gully Rod	TF14	308,000	0	0	0	
Telluride Street	TF15	308,000	0	0	0	
Galena Road section 1	TF16	33,000	0	0	0	
Galena Road section 2	TF17	33,000	0	0	0	
Diorite Street	TF18	82,500	0	0	0	
Tourmaline Street section 1	TF19	33,000	0	0	0	
Tourmaline Street section 2	TF20	44,000	0	0	0	
Tourmaline Street section 3	TF21	44,000	0	0	0	
Roads Total		2,565,951	0	0	0	

SHIRE OF BRIDGETOWN-GREENBUSHES
NOTES TO THE STATEMENT OF FINANCIAL ACTIVITY
For the Period Ended 31 July 2023

Note 8: FIXED ASSET ACQUISITIONS

Assets	General Ledger/Job No.	Amended Annual Budget	YTD 31 Jul 2023			Comment
			Amended YTD Budget	YTD Actual	Variance (Under)/Over	
		\$	\$	\$	\$	
Footpaths						
Transport						
Footpaths Accessibility Access	FP28	19,495	0	0	0	
Allnutt Street	FP38	14,040	0	0	0	
Footpaths Total		33,535	0	0	0	
Drainage						
Community Amenities						
Four Season Estate	DR24	4,652	0	0	0	
Peninsula Road	DR37	5,000	0	0	0	
Dairy Lane	DR38	46,307	46,307	0	(46,307)	Purchase order raised
Drainage Total		55,959	46,307	0	(46,307)	
Parks and Ovals						
Community Amenities						
Bridgetown Cemetery	01IN	20,000	0	0	0	
Recreation and Culture						
Four Seasons Estate POS Reserve	03IN	81,686	0	0	0	
Somme Park Fitness Trail Equipment	05IU	5,617	0	0	0	
Bridgetown Youth Precinct Development	16IN	175,000	0	0	0	
Bridgetown Leisure Centre Wet Area	18IN	8,840	0	0	0	
Greenbushes Youth Precinct Development	22IN	397,330	132,443	120,775	(11,668)	Job continuing
Bridgetown Sportsground Water Supply	23IN	85,000	0	0	0	
Bridgetown Sportsground Cricket Training Nets	24IN	55,618	18,539	0	(18,539)	Purchase order raised
Bridgetown Sportsground	25IN	511,482	0	0	0	
Greenbushes Youth Precinct stage 2	26IN	160,000	0	0	0	
Greenbushes sportsground hard courts stage 1	TF08	164,700	0	0	0	
Greenbushes sportsground hard courts stage 2	TF09	244,000	0	0	0	

SHIRE OF BRIDGETOWN-GREENBUSHES
NOTES TO THE STATEMENT OF FINANCIAL ACTIVITY
For the Period Ended 31 July 2023

Note 8: FIXED ASSET ACQUISITIONS

Assets	General Ledger/Job No.	Amended Annual Budget	YTD 31 Jul 2023			Comment
			Amended YTD Budget	YTD Actual	Variance (Under)/Over	
		\$	\$	\$	\$	
<i>Parks and Ovals (Continued)</i>						
Recreation and Culture (Continued)						
Highland Bridgetown Estate	TF10	235,000	0	0	0	
Parks and Ovals Total		2,144,273	150,982	120,775	(30,207)	
<i>Bridges</i>						
Transport						
Maranup Ford Road Bridge 3318A	BR06	110,000	0	0	0	
Bridges Total		110,000	0	0	0	
<i>Infrastructure Other</i>						
Other Governance						
Records Facility	20IU	6,732	0	0	0	
Housing						
144-146 Hampton Street fencing	19IU	40,000	0	0	0	
Community Amenities						
Bridgetown Landfill Liquid Waste Facility	WA01	69,953	0	0	0	
Recreation and Culture						
Bridgetown Sportsground car park	TF11	55,000	0	0	0	
Transport						
Greenbushes CBD Parking	CP05	205,240	205,240	53,895	(151,345)	Job continuing
ACROD Parking Bay Hampton Street	CP06	19,562	0	0	0	
Infrastructure Other Total		396,487	205,240	53,895	(151,345)	

SHIRE OF BRIDGETOWN-GREENBUSHES
NOTES TO THE STATEMENT OF FINANCIAL ACTIVITY
For the Period Ended 31 July 2023

Note 8: FIXED ASSET ACQUISITIONS

Assets	General Ledger/Job No.	Amended Annual Budget	YTD 31 Jul 2023			Comment
			Amended YTD Budget	YTD Actual	Variance (Under)/Over	
		\$	\$	\$	\$	
Plant and Equipment						
Governance						
Director Corporate Services vehicle	1055440	128,000	0	0	0	
Law, Order and Public Safety						
Fire Fighting Equipment (Brigades Funded)	1065540	5,000	0	0	0	
Vehicles for Brigades	1065940	894,225	0	0	0	
Ranger vehicle	1070140	48,900	0	0	0	
CCTV Bridgetown Railway Station Carpark	1080340	98,349	0	0	0	
Community Amenities						
Tracked Loader	PL14	412,280	0	0	0	
Waste compactor	PL10	400,000	0	0	0	
Manager of Development Services vehicle	1305640	31,000	0	0	0	
Recreation and Culture						
Indoor vertical lift	1346640	20,000	0	0	0	
BLC pool inflatable	TF04	16,125	0	0	0	
BLC pool blankets	TF05	114,000	0	0	0	
Solar panels and batteries	TF06	660,000	0	0	0	
Transport						
Backhoe Loader	PL02	200,000	0	0	0	
Footpath Sweeper	PL06	140,900	140,900	0	(140,900)	Purchase order raised
Skid Steer Loader	PL22	110,000	0	0	0	
Sundry Equipment	1403740	5,000	0	0	0	
Works and Services Fleet	1405040	146,903	0	0	0	
Plant and Equipment Total		3,430,682	140,900	0	(140,900)	

SHIRE OF BRIDGETOWN-GREENBUSHES
NOTES TO THE STATEMENT OF FINANCIAL ACTIVITY
For the Period Ended 31 July 2023

Note 8: FIXED ASSET ACQUISITIONS

Assets	General Ledger/Job No.	Amended Annual Budget	YTD 31 Jul 2023			Comment
			Amended YTD Budget	YTD Actual	Variance (Under)/Over	
		\$	\$	\$	\$	
<i>Furniture and Equipment</i>						
Other Governance						
IT and Communication equipment	1055140	15,000	0	0	0	
Furniture and Equipment Total		15,000	0	0	0	
Capital Expenditure Total		12,858,811	646,866	253,374	(393,492)	

SHIRE OF BRIDGETOWN-GREENBUSHES
NOTES TO THE STATEMENT OF FINANCIAL ACTIVITY
For the Period Ended 31 July 2023

Note 9: INFORMATION ON BORROWINGS AND LEASES

(a) Borrowing Repayments

Particulars	Principal 1/07/2023	New Loans		Principal Repayments		Principal Outstanding		Interest Repayments	
		Actual	Amended Budget	Actual	Amended Budget	Actual	Amended Budget	Actual	Amended Budget
		\$	\$	\$	\$	\$	\$	\$	\$
Community Amenities									
Loan 115 Landfill Cell Extension	20,647				20,647	20,647	0		250
Loan 116 Liquid Waste Facility	62,324				9,887	62,324	52,437		1,173
Recreation and Culture									
Loan 112 Bridgetown Swimming Pool	1,183,783				78,419	1,183,783	1,105,364		47,041
Loan 117 Youth Precinct Redevelopment	153,819				18,242	153,819	135,577		2,227
Loan 118 Bridgetown Civic Centre Revitalisation	99,840				11,841	99,840	87,999		1,445
Loan 119 Youth Precinct Redevelopment (Stage 2)	175,000				14,212	175,000	160,788		7,706
	1,695,413	0	0	0	153,248	1,695,413	1,542,165	0	59,842

(b) New Borrowings

The Shire does not intend to undertake any new borrowings for the year ended 30th June 2024.

SHIRE OF BRIDGETOWN-GREENBUSHES
NOTES TO THE STATEMENT OF FINANCIAL ACTIVITY
For the Period Ended 31 July 2023

Note 9: INFORMATION ON BORROWINGS AND LEASES

(c) Lease Liabilities

Particulars	Principal 1/07/2023	New Leases Actual	New Leases Budget	Principal Repayments		Principal Outstanding		Interest Repayments	
		\$	\$	Actual	Budget	Actual	Budget	Actual	Budget
		\$	\$	\$	\$	\$	\$	\$	\$
Recreation and Culture									
003 Gym Equipment	19,997		0	6,690	19,997	13,307	0	58	229
007 Gym Equipment	0		111,781		6,456	0	105,325		1,116
Other Property and Services									
001 CESM Vehicle	471	3,838	2,344	542	3,296	3,767	0	15	46
002 Photocopies and printers	6,455		0	2,594	6,455	3,861	0	24	81
004 EHO Vehicle	8,340		0	437	5,259	7,902	3,081	3	24
005 2022 Toyota Hilux (CESM)	0		58,235		13,879	0	44,356		1,639
006 New Mitigation Vehicle	0		21,847		8,876	0	12,971		638
	35,263	3,838.27	194,207	10,264	64,218	28,837	165,733	99	3,773

(d) New Leases

Particulars	New Leases	New Leases	New Leases
	Term	Amended Budget	Actual
		\$	\$
Other Properties			
001 CESM Vehicle	6 months	2,344	3,838
005 2022 Toyota Hilux (CESM)	36 months	58,235	
006 New Mitigation Vehicle	24 months	21,847	
007 Gym Equipment	48 months	111,781	
		194,207	3,838

SHIRE OF BRIDGETOWN-GREENBUSHES
NOTES TO THE STATEMENT OF FINANCIAL ACTIVITY
For the Period Ended 31 July 2023

Note 10: RATING INFORMATION

RATE TYPE	Rate in Dollar	Number of Properties	Rateable Value	Rate Revenue	Interim Rates	Total Revenue	Amended Budget Rate Revenue	Amended Budget Interim Rate	Amended Budget Total Revenue
	\$		\$	\$	\$	\$	\$	\$	\$
Differential general rates or general rates									
Shire GRV	0.102727	1,840	28,708,192			0	2,949,107	67,000	3,016,107
Mining GRV	0.199767	1	820,000			0	163,809		163,809
Shire Rural UV	0.005187	465	258,884,000			0	1,342,831		1,342,831
Mining UV	0.068900	22	1,274,801			0	87,834		87,834
Sub-Totals		2,328	289,686,993	0	0	0	4,543,581	67,000	4,610,581
Minimum payments	Minimum \$								
Shire GRV	1,112.00	665	3,671,960			0	739,480		739,480
Mining GRV	1,112.00	0	0			0	0		0
Shire Rural UV	1,378.00	276	50,549,200			0	380,328		380,328
Mining UV	211.00	22	31,460			0	4,642		4,642
Sub-Totals		963	54,252,620	0	0	0	1,124,450	0	1,124,450
Total general rates and minimum payments						0			5,735,031



SHIRE OF BRIDGETOWN-GREENBUSHES

MONTHLY FINANCIAL REPORT

For the Period Ended 31 August 2023

LOCAL GOVERNMENT ACT 1995

LOCAL GOVERNMENT (FINANCIAL MANAGEMENT) REGULATIONS 1996

TABLE OF CONTENTS

Statement of Financial Activity	2- 3
Statement of Financial Position	4
Note 1 Determination of Surplus or Deficit	5
Note 2 Explanation of Material Variances	6
Note 3 Budget Amendments	7
Note 4 Cash and Investments	8
Note 5 Cash Backed Reserves	9 - 10
Note 6 Receivables	11
Note 7 Fixed Asset Disposals	12
Note 8 Fixed Asset Acquisitions	13 - 19
Note 9 Information on Borrowings and Leases	20 - 21
Note 10 Rating Information	22
Detailed Account Schedules	23 - 80

SHIRE OF BRIDGETOWN-GREENBUSHES
STATEMENT OF FINANCIAL ACTIVITY
For the Period Ended 31 August 2023

	Note	Amended Annual Budget	Amended YTD Budget (a)	YTD Actual (b)	Var. \$ (b)-(a)	Var. % (b)-(a)/(a)	* Var.
		\$	\$	\$	\$	%	
OPERATING ACTIVITIES							
Revenue from operating activities							
General rates	10	5,735,031	0	0	0		
Grants, subsidies and contributions		1,580,220	204,664	227,550	22,886	11.18%	▲
Fees and charges		2,345,731	253,455	252,595	(860)	(0.34%)	
Interest revenue		353,000	48,703	44,880	(3,823)	(7.85%)	
Other revenue		275,604	22,331	21,443	(888)	(3.98%)	
Profit on asset disposals	7	55,001	0	0	0		
		10,344,587	529,153	546,467			
Expenditure from operating activities							
Employee costs		(6,320,263)	(952,258)	(928,737)	23,521	2.47%	
Materials and contracts		(4,459,366)	(517,316)	(491,986)	25,330	4.90%	
Utility charges		(299,456)	(29,953)	(22,786)	7,167	23.93%	
Depreciation		(3,759,377)	(10,668)	(7,971)	2,697	25.28%	
Finance costs		(63,715)	(626)	73	699	111.66%	
Insurance		(380,176)	(190,066)	(184,981)	5,085	2.68%	
Other expenditure		(325,972)	(78,898)	(75,164)	3,734	4.73%	
Loss on asset disposals	7	(5,450)	(88)	0	88	100.00%	
		(15,613,775)	(1,779,873)	(1,711,552)			
Non-cash amounts excluded from operating activities	1(a)	3,715,452	0	9,293	9,293		
Amount attributable to operating activities		(1,553,736)	(1,250,720)	(1,155,793)			
INVESTING ACTIVITIES							
Inflows from investing activities							
Capital grants, subsidies and contributions		7,760,990	0	0	0		
Proceeds from disposal of assets	7	444,001	0	0	0		
		8,204,991	0	0			
Outflows from investing activities							
Purchase of property, plant and equipment	8	(7,552,606)	(252,664)	(86,457)	166,207	65.78%	▲
Purchase and construction of infrastructure	8	(5,306,205)	(572,050)	(351,811)	220,239	38.50%	▲
		(12,858,811)	(824,714)	(438,268)			
Amount attributable to investing activities		(4,653,820)	(824,714)	(438,268)			
FINANCING ACTIVITIES							
Inflows from financing activities							
Proceeds from borrowings	9	0	0	0	0		
Transfers from reserve accounts	5	2,508,330	0	0	0		
		2,508,330	0	0			
Outflows from financing activities							
Repayment of borrowings	9	(153,248)	0	0	0		
Payments for principal portion of lease liabilities	9	(64,218)	(11,245)	(11,245)	0	0.00%	
Transfers to reserve accounts	5	(1,102,137)	(29,362)	(29,362)	0	0.00%	
		(1,319,603)	(40,608)	(40,608)			
Amount attributable to financing activities		1,188,727	(40,608)	(40,608)			

SHIRE OF BRIDGETOWN-GREENBUSHES
STATEMENT OF FINANCIAL ACTIVITY
For the Period Ended 31 August 2023

Note	Amended Annual Budget	Amended YTD Budget (a)	YTD Actual (b)	Var. \$ (b)-(a)	Var. % (b)-(a)/(a)	* Var.
	\$	\$	\$	\$	%	
MOVEMENT IN SURPLUS OR DEFICIT						
Surplus or deficit at the start of the financial year	5,006,329	5,006,329	5,036,412	30,083	0.60%	
Amount attributable to operating activities	(1,553,736)	(1,250,720)	(1,155,793)			
Amount attributable to investing activities	(4,653,820)	(824,714)	(438,268)			
Amount attributable to financing activities	1,188,727	(40,608)	(40,608)			
Surplus or deficit after imposition of general rates	(12,500)	2,890,287	3,401,744	511,456		
1(b)						

* Council for the financial year ending 30 June 2023 adopted a percentage of plus or minus 5% at nature level to be used for reporting material variances of actual revenue and expenditure in the monthly financial reports. The exception being that material variances of \$10,000 or less are non-reportable. Refer to Note 2 for explanation of material variances.

This statement is to be read in conjunction with the accompanying Financial Statements and notes.

SHIRE OF BRIDGETOWN-GREENBUSHES
STATEMENT OF FINANCIAL POSITION
For the Period Ended 31 August 2023

	Note	31-Aug-2023	Last Period	30-Jun-23
		\$	\$	\$
Current Assets				
Cash and cash equivalents	4	9,433,203	10,645,238	11,307,415
Trade and other receivables		1,326,186	1,236,969	1,505,902
Inventories		32,081	36,747	30,390
Other assets		0	0	0
TOTAL CURRENT ASSETS		10,791,470	11,918,954	12,843,707
Non-Current Assets				
Trade and other receivables		163,073	163,073	163,073
Other financial assets		77,804	77,804	77,804
Property, plant and equipment		33,305,317	33,297,563	33,218,859
Infrastructure		168,477,911	168,300,771	168,126,100
Right-of-use assets		29,526	33,511	33,659
TOTAL NON-CURRENT ASSETS		202,053,631	201,872,722	201,619,495
TOTAL ASSETS		212,845,101	213,791,676	214,463,202
Current Liabilities				
Trade and other payables		707,669	1,530,586	1,371,178
Other liabilities		1,489,929	1,344,466	1,272,029
Lease liabilities	9	24,775	25,756	32,182
Borrowings	9	153,248	153,248	153,248
Employee related provisions		738,063	738,063	738,063
TOTAL CURRENT LIABILITIES		3,113,684	3,792,119	3,566,700
Non-Current Liabilities				
Lease liabilities	9	3,081	3,081	3,081
Borrowings	9	1,542,165	1,542,165	1,542,165
Employee related provisions		60,378	60,378	60,378
TOTAL NON-CURRENT LIABILITIES		1,605,624	1,605,624	1,605,624
TOTAL LIABILITIES		4,719,308	5,397,743	5,172,324
NET ASSETS		208,125,793	208,393,933	209,290,878
Equity				
Retained surplus		116,330,700	116,615,234	117,526,444
Reserves accounts	5	4,649,012	4,633,914	4,619,649
Revaluation surplus		87,144,785	87,144,785	87,144,785
TOTAL EQUITY		208,124,497	208,393,933	209,290,878

This statement is to be read in conjunction with the accompanying Financial Statements and notes.

SHIRE OF BRIDGETOWN-GREENBUSHES
NOTES TO THE STATEMENT OF FINANCIAL ACTIVITY
For the Period Ended 31 August 2023

Note 1: DETERMINATION OF SURPLUS OR DEFICIT (NET CURRENT ASSETS)

(a) Non-cash amounts excluded from operating activities

The following non-cash revenue or expenditure has been excluded from amounts attributable to operating activities within the Statement of Financial Activity in accordance with Financial Management Regulation 32.

	Note	YTD 31 Aug 2023	Last Period	Actual 30 June 2023
		\$	\$	\$
Adjustments to operating activities				
Less: Profit on asset disposals	7	0	0	(75,306)
Add: Loss on disposal of assets	7	0	0	4,173
Add: Depreciation on assets		7,971	3,986	3,634,894
Movement in non-current pensioner deferred rates		0	0	(4,677)
Movement in non-current employee provisions		0	0	6,106
Movement in current employee provisions associated with restricted cash		1,321	642	597
Non cash amounts excluded from operating activities		9,293	4,628	3,565,787

(b) Surplus or deficit after imposition of general rates

The following current assets and liabilities have been excluded from the net current assets used in the Statement of Financial Activity in accordance with Financial Management Regulation 32 to agree to the surplus/(deficit) after imposition of general rates.

	Note	YTD 31 Aug 2023	Last Period	Actual 30 June 2023
		\$	\$	\$
Adjustments to net current assets				
Less: Cash - restricted reserves	5	(4,649,012)	(4,633,914)	(4,619,649)
Add: Current portion of borrowings		153,248	153,248	153,248
Add: Current portion of lease liabilities		24,775	25,756	32,182
Add: Current portion of employee benefit provisions	5	194,945	194,266	193,624
Total adjustments to net current assets		(4,276,044)	(4,260,645)	(4,240,594)
Net current assets used in the Statement of Financial Activity				
Total current assets		10,791,470	11,918,953	12,843,707
Less: Total current liabilities		(3,113,682)	(3,792,118)	(3,566,700)
Less: Total adjustments to net current assets		(4,276,044)	(4,260,645)	(4,240,594)
Surplus or deficit after imposition of general rates		3,401,744	3,866,190	5,036,413

SHIRE OF BRIDGETOWN-GREENBUSHES
NOTES TO THE STATEMENT OF FINANCIAL ACTIVITY
For the Period Ended 31 August 2023

Note 2: EXPLANATION OF MATERIAL VARIANCES

Nature of Income/Expenditure	Variance \$	Variance %	Var.	Reason	Explanation of Variance
OPERATING ACTIVITIES					
Revenue from operating activities					
Operating grants, subsidies and contributions	22,886	11.18%	▲	Permanent	Additional Federal assistance grant received for 2023-24, will be adjusted at budget review.
INVESTING ACTIVITIES					
Purchase of property, plant and equipment	166,207	65.78%	▲	Timing	Expenditure in the following areas are less than estimated: Building renewals \$25,307 Plant and equipment \$140,900 Please refer to note 8 for more details.
Purchase and construction of infrastructure	220,239	38.50%	▲	Timing	Expenditure in the following areas are less than estimated: Drainage construction program \$46,307 Parks & Ovals infrastructure \$22,588 Greenbushes car park \$151,345 Please refer to note 8 for more details.

Council for the financial year ending 30 June 2023 adopted a percentage of plus or minus 5% at nature level to be used for reporting material variances of actual revenue and expenditure in the monthly financial reports. The exception being that material variances of \$10,000 or less are non-reportable.

SHIRE OF BRIDGETOWN-GREENBUSHES
NOTES TO THE STATEMENT OF FINANCIAL ACTIVITY
For the Period Ended 31 August 2023

Note 3: BUDGET AMENDMENTS

Amendments to original budget since budget adoption. Surplus/(Deficit)

GL Account Code	Description	Council Resolution	Classification	Non Cash Adjustment	Increase in Available Cash	(Decrease) in Available Cash	Amended Budget Running Balance
				\$	\$	\$	\$
ZA02	Budget Adoption	C.18/0623	Closing Surplus				0
	Permanent Changes Routine road maintenance		Operating Expenses			(12,500)	(12,500) (12,500)
				0	0	(12,500)	

SHIRE OF BRIDGETOWN-GREENBUSHES
NOTES TO THE STATEMENT OF FINANCIAL ACTIVITY
For the Period Ended 31 August 2023

Note 4: CASH AND INVESTMENTS

	Interest Rate	Unrestricted	Restricted	Trust	Investments	Total Amount	Institution	Maturity Date
		\$	\$	\$	\$	\$		
(a) Cash deposits								
Municipal bank account	Nil	64,893				64,893	Westpac	At Call
Municipal funds on call	4.05%	310,531				310,531	WATC	At Call
Trust bank account	Nil			231		231	Westpac	At Call
Visitor Centre trust account	Nil			10,231		10,231	Westpac	At Call
Cash on hand	Nil	3,850				3,850	N/A	On Hand
Term deposits								
(b) Municipal funds								
Municipal funds	4.45%	400,000				400,000	NAB	01-Sep-23
Municipal funds	4.60%	400,000				400,000	NAB	15-Sep-23
Municipal funds	4.35%	514,845				514,845	NAB	26-Sep-23
Municipal funds	5.10%	514,913				514,913	NAB	03-Oct-23
Municipal funds	5.10%	514,561				514,561	NAB	03-Oct-23
Municipal funds	5.05%	514,752				514,752	NAB	09-Oct-23
Municipal funds	5.05%	514,762				514,762	NAB	09-Oct-23
Municipal funds	4.95%	513,332				513,332	NAB	07-Nov-23
Municipal funds	4.95%	517,752				517,752	NAB	13-Nov-23
Reserve funds	4.10%		4,649,012			4,649,012	NAB	25-Aug-23
Total		4,784,192	4,649,012	10,462	0	9,443,666		

SHIRE OF BRIDGETOWN-GREENBUSHES
NOTES TO THE STATEMENT OF FINANCIAL ACTIVITY
For the Period Ended 31 August 2023

Note 5: CASH BACKED RESERVE

2023-24										
Res No.	Name	Opening Balance	Amended Budget Interest Earned	Actual Interest Earned	Amended Budget Transfers In (+)	Actual Transfers In (+)	Amended Budget Transfers Out (-)	Actual Transfers Out (-)	Amended Budget Closing Balance	Actual YTD Closing Balance
		\$	\$	\$	\$	\$		\$	\$	\$
	Restricted by Legislation/Agreement									
106	Subdivision reserve	224,056	6,510	1,529	10,000				240,566	225,585
121	Car park reserve	1,008	29	7	0				1,037	1,015
201	Unspent grants & loans reserve	317,455	0	0	0		(317,455)		(1)	317,455
	Restricted by Council									
101	Leave reserve	193,624	5,626	1,321	0				199,250	194,945
102	Plant reserve	763,951	22,198	5,214	300,000		(931,816)		154,333	769,165
103	Land and building reserve	589,080	17,116	4,020	0		(267,500)		338,696	593,100
104	Bush fire reserve	50,156	1,457	342	10,000				61,613	50,498
105	Maintenance and renewal of mine heavy haulage roads reserve	82,334	2,392	562	79,573				164,299	82,896
107	Sanitation reserve	296,229	8,607	2,022	60,000		(279,417)		85,419	298,251
109	Recreation centre floor and solar reserve	243,808	7,084	1,664	10,000				260,892	245,472
112	Refuse site post closure reserve	253,468	7,364	1,730	5,000		(30,000)		235,832	255,198
113	Drainage reserve	80,620	2,342	550	10,000		(16,326)		76,636	81,171
114	Community bus reserve	74,296	2,159	507	5,000				81,455	74,803
115	SBS & communications tower reserve	63,577	1,847	434					65,424	64,011
118	Playground equipment reserve	46,455	1,350	317					47,805	46,772
125	Building maintenance reserve	232,900	6,767	1,590			(103,135)		136,532	234,489
126	Strategic projects reserve	292,757	8,506	1,998	297,564		(124,864)		473,963	294,755
127	Matched grants reserve	77,797	2,260	531	10,000				90,057	78,328
128	Aged care infrastructure reserve	59,556	1,730	406					61,286	59,962
129	Equipment reserve	6,389	186	44					6,575	6,433
130	Assets and GRV valuation reserve	124,319	3,612	848			(70,226)		57,705	125,168

SHIRE OF BRIDGETOWN-GREENBUSHES
NOTES TO THE STATEMENT OF FINANCIAL ACTIVITY
For the Period Ended 31 August 2023

Note 5: CASH BACKED RESERVE

2023-24										
Res No.	Name	Opening Balance	Amended Budget Interest Earned	Actual Interest Earned	Amended Budget Transfers In (+)	Actual Transfers In (+)	Amended Budget Transfers Out (-)	Actual Transfers Out (-)	Amended Budget Closing Balance	Actual YTD Closing Balance
		\$	\$	\$	\$	\$		\$	\$	\$
131	Bridgetown Leisure Centre reserve	34,131	992	233			(5,000)		30,123	34,364
132	Trails reserve	42,790	1,243	292	5,000		(27,500)		21,533	43,083
133	Light fleet vehicle reserve	292,144	8,488	1,994	120,000		(330,091)		90,541	294,138
135	Blackspot reserve	11,749	341	80	10,000				22,090	11,829
136	Project management reserve	165,000	4,794	1,126					169,794	166,126
137	Sustainability reserve	0	0		15,000		(5,000)		10,000	0
138	CCTV infrastructure	0	0		30,000				30,000	0
		4,619,649	125,000	29,362	977,137	0	(2,508,330)	0	3,173,456	4,649,012

SHIRE OF BRIDGETOWN-GREENBUSHES
NOTES TO THE STATEMENT OF FINANCIAL ACTIVITY
For the Period Ended 31 August 2023

Note 6: RECEIVABLES

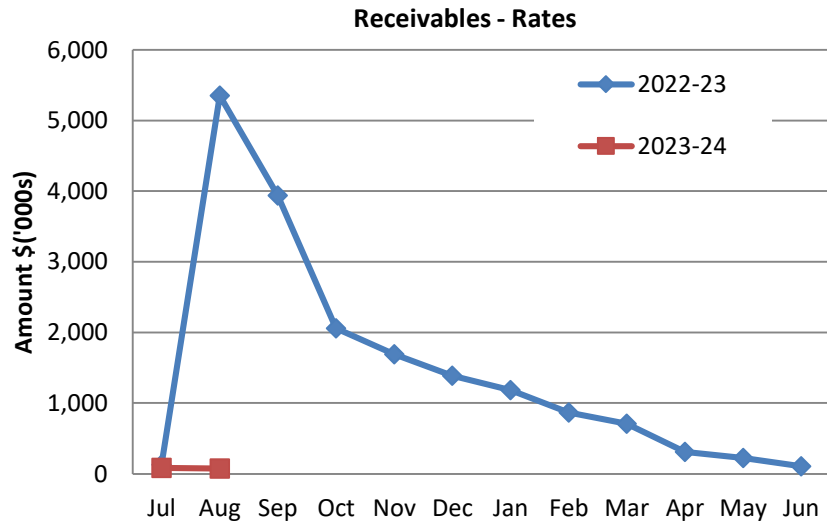
Receivables - Rates

Opening arrears previous years
 Levied this year
 Less Collections to date
 Equals Current outstanding

	YTD 31 Aug 2023	30 June 2023
	\$	\$
Opening arrears previous years	105,326	147,038
Levied this year	0	5,343,483
Less Collections to date	(29,906)	(5,385,195)
Equals Current outstanding	75,420	105,326
Net Rates Collectable	75,420	105,326
% Collected	28.39%	98.08%

Net Rates Collectable

% Collected



Receivables - Sundry Debtors

Receivables - Sundry debtors

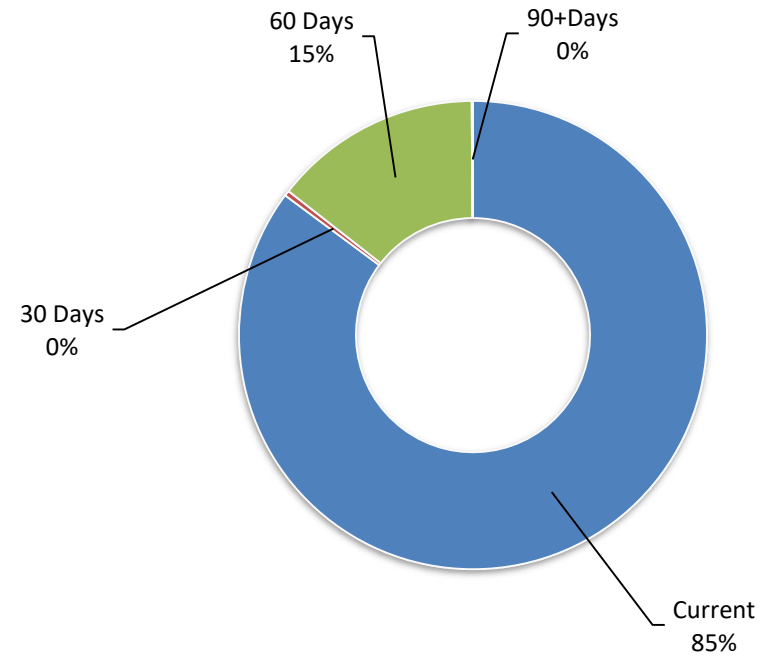
	Current	30 Days	60 Days	90+Days
	\$	\$	\$	\$
Receivables - Sundry debtors	391,957	1,684	66,119	373

Total Sundry Debtor Receivables Outstanding

460,133

Amounts shown above include GST (where applicable)

Receivables - Sundry Debtors



SHIRE OF BRIDGETOWN-GREENBUSHES
NOTES TO THE STATEMENT OF FINANCIAL ACTIVITY
For the Period Ended 31 August 2023

Note 7: FIXED ASSET DISPOSALS

YTD Actual Replacement				Disposals	Amended Current Budget		
Net Book Value	Proceeds	Profit (Loss)	P&L Variance		Net Book Value	Proceeds	Profit (Loss)
\$	\$	\$	\$		\$	\$	\$
				Plant and Equipment			
				P3020 2018 Mitsubishi Outlander (Pool)	6,800	15,000	8,200
				P3070 2020 Toyota Prado (CEO)	33,790	35,000	1,210
				P3085 2020 Toyota RAV4 (EMCS)	24,500	25,000	500
				P4200 2017 Mitsubishi Triton (Bushfire Brigade)	11,680	12,000	320
				P4190 2008 Ford Ranger (Bushfire Brigade)	6,200	5,000	(1,200)
				P4225 2018 Toyota Hilux (Bridgetown Logistics)	10,070	13,000	2,930
				P4095 2007 Isuzu Fire Truck (Yornup BFB)	70,920	76,000	5,080
				P2051 2019 Mitsubishi Triton (Senior Ranger)	15,180	18,000	2,820
				P2082 2006 CAT Track Loader (Waste Site)	62,000	65,000	3,000
				P2285 2009 Bomag Refuse Compactor	33,720	30,000	(3,720)
				P3010 2018 Nissan Xtrail (MDS)	5,850	10,000	4,150
				P2073 2015 CAT 432F Backhoe Loader	70,530	70,000	(530)
				P2111 2013 Tennant Footpath Sweeper	8,000	11,364	3,364
				P2076 2000 JCB Robot Skid Steer Loader	5,000	5,000	0
				P2045 2018 Nissan Navara (Works Coordinator)	12,560	20,000	7,440
				P2220 2018 Mitsubishi Triton (Plant Mechanic)	8,850	17,273	8,423
				P2270 2018 Mitsubishi Triton (Parks Crew)	8,800	16,364	7,564
0	0	0	0		394,450	444,001	49,551

SHIRE OF BRIDGETOWN-GREENBUSHES
NOTES TO THE STATEMENT OF FINANCIAL ACTIVITY
For the Period Ended 31 August 2023

Note 8: FIXED ASSET ACQUISITIONS

Assets	General Ledger/Job No.	Amended Annual Budget	YTD 31 Aug 2023			Comment
			Amended YTD Budget	YTD Actual	Variance (Under)/Over	
		\$	\$	\$	\$	
Land and Buildings						
Governance						
Shire Administration Building	07BU	47,855	4,629	4,025	(604)	
Law, Order and Public Safety						
Greenbushes Bushfire Brigade	09BN	322,600	0	0	0	
Wandillup Bushfire Brigade	10BN	351,100	0	0	0	
Kangaroo Gully Bushfire Station	12BN	625	0	0	0	
Housing						
144 Hampton Street	38BU	40,000	0	0	0	
146 Hampton Street	26BU	10,000	0	0	0	
Community Amenities						
Waste Site Recycle Shed	62BU	118,522	0	0	0	
Recreation and Culture						
Yornup Hall	01BU	10,000	0	0	0	
Bridgetown Civic Centre Revitalisation	02BU	998,073	0	0	0	
Bridgetown Leisure Centre	16BU	76,536	0	0	0	
Greenbushes Hall	20BU	164,027	0	0	0	
Greenbushes Golf Club	39BU	225,000	0	0	0	
Bridgetown Sportsground horse stalls	56BU	4,978	0	0	0	
Bridgetown Lesser Hall	61BU	15,537	0	0	0	
Bridgetown Civic Centre wet areas and foyer	63BU	150,000	0	0	0	
Greenbushes Office toilets	TF02	145,200	0	0	0	
BLC court fans	TF07	106,140	0	0	0	
Bridgetown Regional Library	60BU	54,300	4,000	4,000	0	
Bridgetown Railway Station restoration	57BU	103,135	103,135	78,432	(24,703)	Job continuing

SHIRE OF BRIDGETOWN-GREENBUSHES
NOTES TO THE STATEMENT OF FINANCIAL ACTIVITY
For the Period Ended 31 August 2023

Note 8: FIXED ASSET ACQUISITIONS

Assets	General Ledger/Job No.	Amended Annual Budget	YTD 31 Aug 2023			Comment
			Amended YTD Budget	YTD Actual	Variance (Under)/Over	
		\$	\$	\$	\$	
Land and Buildings (Continued)						
Recreation and Culture (Continued)						
Greenbushes Old Court House	TF12	330,000	0	0	0	
Transport						
Shire Depot Rebuild	08BU	661,796	0	0	0	
Economic Services						
154 Hampton Street	59BU	40,000	0	0	0	
Bridgetown Visitor Centre fit out	64BU	114,000	0	0	0	
Other Property and Services						
Purchase of Land	1790040	17,500	0	0	0	
Land and Buildings Total		4,106,924	111,764	86,457	(25,307)	
Roads						
Transport						
Winnejup Road Regional Road Group 23/24	RR17	375,000	0	0	0	
Winnejup Road Regional Road Group 22/23	RR21	174,697	0	0	0	
Kerbing	KB01	10,000	0	0	0	
Eedle terrace	RC01	40,000	0	0	0	
Phillips Street	RC05	35,000	0	0	0	
Apex Grove	RC15	14,138	0	0	0	
Improvements Steere Street Intersections	RC52	22,500	0	0	0	
Emergency Works	RC53	30,000	0	0	0	
Hester Cascades Road	RC55	49,426	0	0	0	
Blechynden Street	RC63	80,000	0	0	0	
Hackett Street	RC64	115,265	0	0	0	
Geegelup View	RC65	15,000	0	0	0	

SHIRE OF BRIDGETOWN-GREENBUSHES
NOTES TO THE STATEMENT OF FINANCIAL ACTIVITY
For the Period Ended 31 August 2023

Note 8: FIXED ASSET ACQUISITIONS

Assets	General Ledger/Job No.	Amended Annual Budget	YTD 31 Aug 2023			Comment
			Amended YTD Budget	YTD Actual	Variance (Under)/Over	
		\$	\$	\$	\$	
Roads (Continued)						
Transport (Continued)						
Peninsula Road	RC66	29,425	0	0	0	
Mount Street	RC67	15,000	0	0	0	
Lakeview Crescent	RC68	140,000	0	0	0	
Somme Street	RC69	10,000	0	0	0	
Mirimiri Street	RC70	14,000	0	0	0	
Riverview Close	RC71	11,500	0	0	0	
Carnegie Close	RC72	11,000	0	0	0	
Blechynden Street/Roe Street	RC73	30,000	0	0	0	
Catterick Road	GS32	70,000	0	0	0	
Tweed Road	GS71	120,000	0	0	0	
Connell Road	GS72	85,000	0	0	0	
Donnelly Mill Road	GS22	145,000	0	0	0	
Collins Road	TF13	38,500	0	0	0	
Spring Gully Rod	TF14	308,000	0	0	0	
Telluride Street	TF15	308,000	0	0	0	
Galena Road section 1	TF16	33,000	0	0	0	
Galena Road section 2	TF17	33,000	0	0	0	
Diorite Street	TF18	82,500	0	0	0	
Tourmaline Street section 1	TF19	33,000	0	0	0	
Tourmaline Street section 2	TF20	44,000	0	0	0	
Tourmaline Street section 3	TF21	44,000	0	0	0	
Roads Total		2,565,951	0	0	0	

SHIRE OF BRIDGETOWN-GREENBUSHES
NOTES TO THE STATEMENT OF FINANCIAL ACTIVITY
For the Period Ended 31 August 2023

Note 8: FIXED ASSET ACQUISITIONS

Assets	General Ledger/Job No.	Amended Annual Budget	YTD 31 Aug 2023			Comment
			Amended YTD Budget	YTD Actual	Variance (Under)/Over	
		\$	\$	\$	\$	
Footpaths						
Transport						
Footpaths Accessibility Access	FP28	19,495	0	0	0	
Allnutt Street	FP38	14,040	0	0	0	
Footpaths Total		33,535	0	0	0	
Drainage						
Community Amenities						
Four Season Estate	DR24	4,652	0	0	0	
Peninsula Road	DR37	5,000	0	0	0	
Dairy Lane	DR38	46,307	46,307	0	(46,307)	Purchase order raised
Drainage Total		55,959	46,307	0	(46,307)	
Parks and Ovals						
Community Amenities						
Bridgetown Cemetery	01IN	20,000	0	0	0	
Recreation and Culture						
Four Seasons Estate POS Reserve	03IN	81,686	0	0	0	
Somme Park Fitness Trail Equipment	05IU	5,617	0	0	0	
Bridgetown Youth Precinct Development	16IN	175,000	0	0	0	
Bridgetown Leisure Centre Wet Area	18IN	8,840	0	0	0	
Greenbushes Youth Precinct Development	22IN	397,330	264,886	241,551	(23,335)	Job continuing
Bridgetown Sportsground Water Supply	23IN	85,000	0	0	0	
Bridgetown Sportsground Cricket Training Nets	24IN	55,618	55,617	56,365	748	Job completed
Bridgetown Sportsground	25IN	511,482	0	0	0	
Greenbushes Youth Precinct stage 2	26IN	160,000	0	0	0	
Greenbushes sportsground hard courts stage 1	TF08	164,700	0	0	0	
Greenbushes sportsground hard courts stage 2	TF09	244,000	0	0	0	
Highland Bridgetown Estate	TF10	235,000	0	0	0	
Parks and Ovals Total		2,144,273	320,503	297,915	(22,588)	

SHIRE OF BRIDGETOWN-GREENBUSHES
NOTES TO THE STATEMENT OF FINANCIAL ACTIVITY
For the Period Ended 31 August 2023

Note 8: FIXED ASSET ACQUISITIONS

Assets	General Ledger/Job No.	Amended Annual Budget	YTD 31 Aug 2023			Comment
			Amended YTD Budget	YTD Actual	Variance (Under)/Over	
		\$	\$	\$	\$	
Bridges						
Transport						
Maranup Ford Road Bridge 3318A	BR06	110,000	0	0	0	
Bridges Total		110,000	0	0	0	
Infrastructure Other						
Other Governance						
Records Facility	20IU	6,732	0	0	0	
Housing						
144-146 Hampton Street fencing	19IU	40,000	0	0	0	
Community Amenities						
Bridgetown Landfill Liquid Waste Facility	WA01	69,953	0	0	0	
Recreation and Culture						
Bridgetown Sportsground car park	TF11	55,000	0	0	0	
Transport						
Greenbushes CBD Parking	CP05	205,240	205,240	53,895	(151,345)	Job continuing
ACROD Parking Bay Hampton Street	CP06	19,562	0	0	0	
Infrastructure Other Total		396,487	205,240	53,895	(151,345)	

SHIRE OF BRIDGETOWN-GREENBUSHES
NOTES TO THE STATEMENT OF FINANCIAL ACTIVITY
For the Period Ended 31 August 2023

Note 8: FIXED ASSET ACQUISITIONS

Assets	General Ledger/Job No.	Amended Annual Budget	YTD 31 Aug 2023			Comment
			Amended YTD Budget	YTD Actual	Variance (Under)/Over	
		\$	\$	\$	\$	
Plant and Equipment						
Governance						
Director Corporate Services vehicle	1055440	128,000	0	0	0	
Law, Order and Public Safety						
Fire Fighting Equipment (Brigades Funded)	1065540	5,000	0	0	0	
Vehicles for Brigades	1065940	894,225	0	0	0	
Ranger vehicle	1070140	48,900	0	0	0	
CCTV Bridgetown Railway Station Carpark	1080340	98,349	0	0	0	
Community Amenities						
Tracked Loader	PL14	412,280	0	0	0	
Waste compactor	PL10	400,000	0	0	0	
Manager of Development Services vehicle	1305640	31,000	0	0	0	
Recreation and Culture						
Indoor vertical lift	1346640	20,000	0	0	0	
BLC pool inflatable	TF04	16,125	0	0	0	
BLC pool blankets	TF05	114,000	0	0	0	
Solar panels and batteries	TF06	660,000	0	0	0	
Transport						
Backhoe Loader	PL02	200,000	0	0	0	
Footpath Sweeper	PL06	140,900	140,900	0	(140,900)	Purchase order raised
Skid Steer Loader	PL22	110,000	0	0	0	
Sundry Equipment	1403740	5,000	0	0	0	
Works and Services Fleet	1405040	146,903	0	0	0	
Plant and Equipment Total		3,430,682	140,900	0	(140,900)	

SHIRE OF BRIDGETOWN-GREENBUSHES
NOTES TO THE STATEMENT OF FINANCIAL ACTIVITY
For the Period Ended 31 August 2023

Note 8: FIXED ASSET ACQUISITIONS

Assets	General Ledger/Job No.	Amended Annual Budget	YTD 31 Aug 2023			Comment
			Amended YTD Budget	YTD Actual	Variance (Under)/Over	
		\$	\$	\$	\$	
<i>Furniture and Equipment</i>						
Other Governance						
IT and Communication equipment	1055140	15,000	0	0	0	
Furniture and Equipment Total		15,000	0	0	0	
Capital Expenditure Total		12,858,811	824,714	438,268	(386,446)	

SHIRE OF BRIDGETOWN-GREENBUSHES
NOTES TO THE STATEMENT OF FINANCIAL ACTIVITY
For the Period Ended 31 August 2023

Note 9: INFORMATION ON BORROWINGS AND LEASES

(a) Borrowing Repayments

Particulars	Principal 1/07/2023	New Loans		Principal Repayments		Principal Outstanding		Interest Repayments	
		Actual	Amended Budget	Actual	Amended Budget	Actual	Amended Budget	Actual	Amended Budget
		\$	\$	\$	\$	\$	\$	\$	\$
Community Amenities									
Loan 115 Landfill Cell Extension	20,647				20,647	20,647	0		250
Loan 116 Liquid Waste Facility	62,324				9,887	62,324	52,437		1,173
Recreation and Culture									
Loan 112 Bridgetown Swimming Pool	1,183,783				78,419	1,183,783	1,105,364		47,041
Loan 117 Youth Precinct Redevelopment	153,819				18,242	153,819	135,577		2,227
Loan 118 Bridgetown Civic Centre Revitalisation	99,840				11,841	99,840	87,999		1,445
Loan 119 Youth Precinct Redevelopment (Stage 2)	175,000				14,212	175,000	160,788		7,706
	1,695,413	0	0	0	153,248	1,695,413	1,542,165	0	59,842

(b) New Borrowings

The Shire does not intend to undertake any new borrowings for the year ended 30th June 2024.

SHIRE OF BRIDGETOWN-GREENBUSHES
NOTES TO THE STATEMENT OF FINANCIAL ACTIVITY
For the Period Ended 31 August 2023

Note 9: INFORMATION ON BORROWINGS AND LEASES

(c) Lease Liabilities

Particulars	Principal 1/07/2023	New Leases Actual	New Leases Budget	Principal Repayments		Principal Outstanding		Interest Repayments	
		\$	\$	Actual	Budget	Actual	Budget	Actual	Budget
		\$	\$	\$	\$	\$	\$	\$	\$
Recreation and Culture									
003 Gym Equipment	19,997		0	6,690	19,997	13,307	0	96	229
007 Gym Equipment	0		111,781		6,456	0	105,325		1,116
Other Property and Services									
001 CESM Vehicle	471	3,838	2,344	1,086	3,296	3,223	0	28	46
002 Photocopies and printers	6,455		0	2,594	6,455	3,861	0	38	81
004 EHO Vehicle	8,340		0	875	5,259	7,465	3,081	6	24
005 2022 Toyota Hilux (CESM)	0		58,235		13,879	0	44,356		1,639
006 New Mitigation Vehicle	0		21,847		8,876	0	12,971		638
	35,263	3,838	194,207	11,245	64,218	27,856	165,733	168	3,773

(d) New Leases

Particulars	New Leases	New Leases	New Leases
	Term	Amended Budget	Actual
		\$	\$
Other Properties			
001 CESM Vehicle	6 months	2,344	3,838
005 2022 Toyota Hilux (CESM)	36 months	58,235	
006 New Mitigation Vehicle	24 months	21,847	
007 Gym Equipment	48 months	111,781	
		194,207	3,838

SHIRE OF BRIDGETOWN-GREENBUSHES
NOTES TO THE STATEMENT OF FINANCIAL ACTIVITY
For the Period Ended 31 August 2023

Note 10: RATING INFORMATION

RATE TYPE	Rate in Dollar	Number of Properties	Rateable Value	Rate Revenue	Interim Rates	Total Revenue	Amended Budget Rate Revenue	Amended Budget Interim Rate	Amended Budget Total Revenue
	\$		\$	\$	\$	\$	\$	\$	\$
Differential general rates or general rates									
Shire GRV	0.102727	1,840	28,708,192			0	2,949,107	67,000	3,016,107
Mining GRV	0.199767	1	820,000			0	163,809		163,809
Shire Rural UV	0.005187	465	258,884,000			0	1,342,831		1,342,831
Mining UV	0.068900	22	1,274,801			0	87,834		87,834
Sub-Totals		2,328	289,686,993	0	0	0	4,543,581	67,000	4,610,581
Minimum payments	Minimum \$								
Shire GRV	1,112.00	665	3,671,960			0	739,480		739,480
Mining GRV	1,112.00	0	0			0	0		0
Shire Rural UV	1,378.00	276	50,549,200			0	380,328		380,328
Mining UV	211.00	22	31,460			0	4,642		4,642
Sub-Totals		963	54,252,620	0	0	0	1,124,450	0	1,124,450
Total general rates and minimum payments						0			5,735,031

**SHIRE OF BRIDGETOWN-GREENBUSHES
PROGRAM SUMMARY**

	2023-24 BUDGET		2023-24 AMENDED BUDGET		ACTUAL 31 August 2023	
	INCOME	EXPEND	INCOME	EXPEND	INCOME	EXPEND
	\$	\$	\$	\$	\$	\$
OPERATING SECTION						
GENERAL PURPOSE FUNDING	6,183,031	152,473	6,183,031	152,473	72,507	20,009
GOVERNANCE	10,920	1,940,847	10,920	1,940,847	1,740	230,246
LAW, ORDER & PUB. SAFETY	2,108,287	1,504,209	2,108,287	1,504,209	4,588	168,030
HEALTH	18,000	155,858	18,000	155,858	14,753	20,529
EDUCATION & WELFARE	5,903	243,780	5,903	243,780	0	28,528
HOUSING	17,780	17,780	17,780	17,780	2,486	5,871
COMMUNITY AMENITIES	1,586,289	2,524,920	1,586,289	2,524,920	32,028	301,093
RECREATION & CULTURE	4,885,239	3,771,592	4,885,239	3,771,592	42,786	315,256
TRANSPORT	2,835,174	4,240,674	2,835,174	4,253,174	206,061	372,336
ECONOMIC SERVICES	243,935	841,934	243,935	841,934	141,977	108,997
OTHER PROPERTY & SERVICES	211,019	207,208	211,019	207,208	27,540	140,657
SUB TOTAL - OPERATING	18,105,577	15,601,275	18,105,577	15,613,775	546,467	1,711,552
CAPITAL SECTION						
GOVERNANCE	75,000	197,587	75,000	197,587	0	4,025
LAW, ORDER & PUB. SAFETY	124,000	1,720,799	124,000	1,720,799	0	0
HOUSING	0	90,000	0	90,000	0	0
COMMUNITY AMENITIES	105,000	1,107,714	105,000	1,107,714	0	0
RECREATION & CULTURE	0	5,372,324	0	5,372,324	0	380,348
TRANSPORT	140,001	4,198,887	140,001	4,198,887	0	53,895
ECONOMIC SERVICES	0	154,000	0	154,000	0	0
OTHER PROPERTY & SERVICES	0	17,500	0	17,500	0	0
SUB TOTAL - CAPITAL	444,001	12,858,811	444,001	12,858,811	0	438,268
TOTAL	18,549,578	28,460,086	18,549,578	28,472,586	546,467	2,149,820

**SHIRE OF BRIDGETOWN-GREENBUSHES
PROGRAM SUMMARY**

	2023-24 BUDGET		2023-24 AMENDED BUDGET		ACTUAL TO 31 August 2023	
	INCOME	EXPEND	INCOME	EXPEND	INCOME	EXPEND
	\$	\$	\$	\$	\$	\$
<u>GENERAL PURPOSE FUNDING</u>						
RATES						
OPERATING INCOME						
1011910 General Rates	5,734,031		5,734,031		0	
1012010 Interest on Overdue Rates	30,000		30,000		1,152	
1012110 Back Rates Levied	1,000		1,000		0	
1012210 Reimbursements/Contributions	10,000		10,000		0	
1012310 Instalment Charges	24,000		24,000		0	
1012410 Instalment Plan Interest	15,500		15,500		0	
1012510 ESL Interest	1,650		1,650		55	
1012610 ESL Administration Fee	4,000		4,000		0	
1034010 Government Pension Interest	5,850		5,850		0	
1054830 Enquiry Fees	57,000		57,000		4,741	
OPERATING EXPENDITURE						
1011020 Administration & Finance Department		80,805		80,805		13,450
1011120 Administration & Finance Activity		11,044		11,044		2,363
1011420 Notice Printing & Distribution		8,500		8,500		1,110
1011520 Advertising & Promotion		1,130		1,130		0
1011620 Collection Costs		10,000		10,000		0
1012120 Written Off		100		100		0
1052220 Valuation Charges		23,000		23,000		1,137
1052420 Search Costs		100		100		28
1011220 BPOINT & BPAY Service		7,350		7,350		336
1011320 EFTPOS Service		7,250		7,250		1,116
OPERATING SUB TOTAL	5,883,031	149,279	5,883,031	149,279	5,949	19,541
TOTAL RATES	5,883,031	149,279	5,883,031	149,279	5,949	19,541

**SHIRE OF BRIDGETOWN-GREENBUSHES
PROGRAM SUMMARY**

	2023-24 BUDGET		2023-24 AMENDED BUDGET		ACTUAL TO 31 August 2023	
	INCOME	EXPEND	INCOME	EXPEND	INCOME	EXPEND
	\$	\$	\$	\$	\$	\$
<u>GENERAL PURPOSE FUNDING</u>						
OTHER GENERAL PURPOSE FUNDING						
OPERATING INCOME						
1023010 Grants Commission - General Purpose	0		0		12,440	
1023510 Grants Commission - Local Road Funding	0		0		10,445	
1036010 General Revenue Interest	175,000		175,000		15,902	
1037010 Reserves Interest Received	125,000		125,000		27,771	
OPERATING EXPENDITURE						
1021120 Administration & Finance Department		2,594		2,594		467
1021420 Consultants		500		500		0
1591420 Interest Paid		100		100		0
OPERATING SUB TOTAL	<u>300,000</u>	<u>3,194</u>	<u>300,000</u>	<u>3,194</u>	<u>66,558</u>	<u>467</u>
TOTAL OTHER GENERAL PURPOSE FUNDING	<u>300,000</u>	<u>3,194</u>	<u>300,000</u>	<u>3,194</u>	<u>66,558</u>	<u>467</u>

**SHIRE OF BRIDGETOWN-GREENBUSHES
PROGRAM SUMMARY**

	2023-24 BUDGET		2023-24 AMENDED BUDGET		ACTUAL TO 31 August 2023	
	INCOME	EXPEND	INCOME	EXPEND	INCOME	EXPEND
	\$	\$	\$	\$	\$	\$
<u>GOVERNANCE</u>						
MEMBERS OF COUNCIL						
OPERATING EXPENDITURE						
1040020 Depreciation Furniture & Equipment		1,712		1,712		0
1040060 Members Non-recurrent Projects		4,000		4,000		0
1040120 Development Services Department		3,046		3,046		438
1040220 Travel		15,116		15,116		1,386
1040320 Conference & Seminar Expenses		12,750		12,750		2,356
1040420 Election Expenses		38,246		38,246		1,212
1040620 Allowances		138,320		138,320		20,111
1041220 Citizenships & Public Relations		500		500		0
1041520 Insurance		8,710		8,710		4,353
1041620 Subscriptions		11,934		11,934		10,879
1042820 Other Related Costs		5,750		5,750		0
1042920 Administration & Finance Activity		81,221		81,221		10,330
1043020 Corporate Services Department		4,275		4,275		736
1043120 D & I Management Department		23,916		23,916		4,018
1043220 Community Services Department		3,192		3,192		433
1043320 Publications & Legislation		1,262		1,262		1,262
1043420 Training Programs		10,250		10,250		1,370
1043620 Chief Executive Office Department		84,692		84,692		10,033
1046720 Council Nomination Fees Refunded		800		800		0
1040920 Consultants		13,080		13,080		7,960
OPERATING INCOME						
1043930 Reimbursements	50		50		0	
1044030 Council Nomination Fees	800		800		0	
OPERATING SUB TOTAL	850	462,772	850	462,772	0	76,876
TOTAL MEMBERS OF COUNCIL	850	462,772	850	462,772	0	76,876

**SHIRE OF BRIDGETOWN-GREENBUSHES
PROGRAM SUMMARY**

	2023-24 BUDGET		2023-24 AMENDED BUDGET		ACTUAL TO 31 August 2023	
	INCOME	EXPEND	INCOME	EXPEND	INCOME	EXPEND
	\$	\$	\$	\$	\$	\$
<u>GOVERNANCE</u>						
OTHER GOVERNANCE						
OPERATING EXPENDITURE						
1050020 Strategic Planning		103,052		103,052		15,619
1050120 Development Services Department		17,405		17,405		2,461
1050620 Loss on Sale of Assets		0		0		0
1055020 Corporate Services Department		322,394		322,394		45,257
1055320 Community Services Department		3,208		3,208		532
1055120 D & I Management Department		66,611		66,611		10,137
1055220 Project Management of Shire Projects		180,058		180,058		9,644
1055420 Insight Newsletter		63,556		63,556		9,060
1055520 Refreshments (GST Claimable)		16,388		16,388		778
1055920 Shire Website		16,524		16,524		10,342
1056120 Chief Executive Office Department		443,586		443,586		47,719
1056520 Refreshments (GST Not Claimable)		9,300		9,300		646
1056620 Minor Furniture & Equipment		16,865		16,865		0
1056820 Civic Receptions & Events		19,902		19,902		766
1057820 Administration & Finance Activity		1,707		1,707		409
1056320 Australia Day Donation		1,000		1,000		0
1050060 Non-recurrent Projects		196,519		196,519		0
OPERATING INCOME						
1055030 Photocopying	50		50		0	
1055130 Reimbursements	0		0		0	
1055230 Minor Income	50		50		0	
1055530 Profit on Sale of Assets	9,910		9,910		0	
1055730 Freedom of Information Income	60		60		1,740	
OPERATING SUB TOTAL	10,070	1,478,075	10,070	1,478,075	1,740	153,370
CAPITAL EXPENDITURE						
1055140 IT Comms equipemnt & Software		15,000		15,000		0
1055440 Plant Purchases		128,000		128,000		0
1055740 Building Renewals		47,855		47,855		4,025
1055540 Records Facility (Other Infrastructure)		6,732		6,732		0
CAPITAL INCOME						
1045150 Sale of Plant & Vehicles	75,000		75,000		0	
CAPITAL SUB TOTAL	75,000	197,587	75,000	197,587	0	4,025
TOTAL OTHER GOVERNANCE	85,070	1,675,662	85,070	1,675,662	1,740	157,395

**SHIRE OF BRIDGETOWN-GREENBUSHES
PROGRAM SUMMARY**

	2023-24 BUDGET		2023-24 AMENDED BUDGET		ACTUAL TO 31 August 2023	
	INCOME	EXPEND	INCOME	EXPEND	INCOME	EXPEND
	\$	\$	\$	\$	\$	\$
<u>LAW, ORDER & PUBLIC SAFETY</u>						
FIRE PREVENTION						
OPERATING EXPENDITURE						
1060020 Depreciation		191,190		191,190		0
1060060 DFES Non Recurrent Projects		11,920		11,920		0
1060160 Fire Prevention Non Recurrent Projects		393,090		393,090		19,086
1060320 Community Services Department		43,828		43,828		6,539
1060420 Plant Operation Cost Council		38,661		38,661		1,416
1060520 DFES Insurance		56,310		56,310		28,155
1060620 Bushfire Administration & Emergency		45,105		45,105		7,493
1060720 DFES Plant & Equipment Maintenance		8,500		8,500		41
1060820 DFES Other Goods & Services		4,852		4,852		309
1061120 Advertising & Printing		2,200		2,200		795
1061320 Shire Funded Fire Equipment		4,000		4,000		69
1061420 DFES Maintenance of Vehicles		120,087		120,087		19,038
1061520 Bush Fire Management Committee		800		800		0
1061620 DFES Minor Plant & Equipment		9,000		9,000		1,790
1061720 Fire Fighting Expenses		20,000		20,000		0
1061820 Loss on Sale of Asset		1,200		1,200		0
1062020 Hazard Reduction Works		54,046		54,046		10,560
1062520 Fire Brigades General Assistance		3,051		3,051		134
1063520 Community Emergency Services Manager		155,945		155,945		25,569
1063620 Other Brigade Expenditure		2,000		2,000		0
1064120 DFES Bushfire Brigades Building Op.		15,251		15,251		3,078
1064220 DFES Bushfire Brigades Building Maint.		11,000		11,000		773
1064320 DFES Protective Clothing		30,000		30,000		343
1064720 Emergency Services Coordinator		19,373		19,373		3,250
1064820 Administration & Finance Activity		70,811		70,811		16,598
1064920 Bridgetown Bushfire HQ Build Maint.		4,877		4,877		200
1065020 Bridgetown Bushfire HQ Build Op.		22,577		22,577		3,172
1065120 Council Bushfire Brigades Building Maint.		905		905		0
1065220 Council Bushfire Brigades Building Op.		110		110		55
1065320 Fire Prevention Unspent Grant		0		0		83
OPERATING INCOME						
1063730 Other Grants & Contributions	108,567		108,567			0
1063930 Hazard Reduction Fees & Charges	4,000		4,000			0
1064030 Fines & Penalties	6,000		6,000			0
1064530 Brigade Reimbursements/Grants	7,000		7,000			0
1064730 DFES Levy Grant	255,000		255,000			0
1060070 DFES Levy Grants Non-recurrent	1,207,254		1,207,254			0
1060170 Fire Prevention Grants Non-recurrent	362,089		362,089			0
1064430 Profit on sale of Asset	8,330		8,330			0
OPERATING SUB TOTAL	1,958,240	1,340,689	1,958,240	1,340,689	0	148,546

**SHIRE OF BRIDGETOWN-GREENBUSHES
PROGRAM SUMMARY**

	2023-24 BUDGET		2023-24 AMENDED BUDGET		ACTUAL TO 31 August 2023	
	INCOME	EXPEND	INCOME	EXPEND	INCOME	EXPEND
	\$	\$	\$	\$	\$	\$
<u>LAW, ORDER & PUBLIC SAFETY</u>						
<i>FIRE PREVENTION</i>						
CAPITAL EXPENDITURE						
1065540 Fire Equipment - Brigades		5,000		5,000		0
1065940 Purchase of Plant & Vehicles		894,225		894,225		0
1066140 Buildings New/Upgrades		674,325		674,325		0
1065640 Fire Prevention Infrastructure renewals		0		0		0
CAPITAL INCOME						
1067950 Sale of Plant & Vehicles	106,000		106,000		0	
CAPITAL SUB TOTAL	<u>106,000</u>	<u>1,573,550</u>	<u>106,000</u>	<u>1,573,550</u>	<u>0</u>	<u>0</u>
TOTAL FIRE PREVENTION	<u>2,064,240</u>	<u>2,914,239</u>	<u>2,064,240</u>	<u>2,914,239</u>	<u>0</u>	<u>148,546</u>

**SHIRE OF BRIDGETOWN-GREENBUSHES
PROGRAM SUMMARY**

	2023-24 BUDGET		2023-24 AMENDED BUDGET		ACTUAL TO 31 August 2023	
	INCOME	EXPEND	INCOME	EXPEND	INCOME	EXPEND
	\$	\$	\$	\$	\$	\$
<u>LAW, ORDER & PUBLIC SAFETY</u>						
ANIMAL CONTROL						
OPERATING EXPENDITURE						
1070220 Community Services Department		83,349		83,349		11,641
1070720 Impounding Costs		5,000		5,000		40
1070820 Animal License Tags/Renewals		1,000		1,000		0
1072820 Other Expenses		2,390		2,390		449
1070060 Non-recurrent Projects		0		0		0
OPERATING INCOME						
1074030 Fines & Penalties	10,000		10,000		1,394	
1074230 Dog Registration Fees	20,000		20,000		2,745	
1074330 Other Fees & Charges	200		200		0	
1074430 Impounded Stock	50		50		0	
1074630 Cat Registration Fees	3,000		3,000		450	
1074730 Grants, Contributions & Reimbursements	0		0		0	
1074130 Profit on sale of Asset	2,820		2,820		0	
OPERATING SUB TOTAL	<u>36,070</u>	<u>91,739</u>	<u>36,070</u>	<u>91,739</u>	<u>4,588</u>	<u>12,130</u>
CAPITAL EXPENDITURE						
1070140 Plant & Fleet Purchases		48,900		48,900		0
CAPITAL INCOME						
1075140 Sale of Plant & Fleet Vehicles	18,000		18,000		0	
CAPITAL SUB TOTAL	<u>18,000</u>	<u>48,900</u>	<u>18,000</u>	<u>48,900</u>	<u>0</u>	<u>0</u>
TOTAL ANIMAL CONTROL	<u>54,070</u>	<u>140,639</u>	<u>54,070</u>	<u>140,639</u>	<u>4,588</u>	<u>12,130</u>

**SHIRE OF BRIDGETOWN-GREENBUSHES
PROGRAM SUMMARY**

	2023-24 BUDGET		2023-24 AMENDED BUDGET		ACTUAL TO 31 August 2023	
	INCOME	EXPEND	INCOME	EXPEND	INCOME	EXPEND
	\$	\$	\$	\$	\$	\$
<u>LAW, ORDER & PUBLIC SAFETY</u>						
OTHER LAW, ORDER & PUBLIC SAFETY						
OPERATING EXPENDITURE						
1080020 Depreciation		12,999		12,999		0
1080060 SES Non-recurrent Projects		1,498		1,498		0
1080120 Community Safety & Crime Prevention		1,087		1,087		43
1080220 Community Services Department		31,367		31,367		4,533
1080420 Loss on sale of asset		0		0		0
1080820 Bridgetown SES Assistance		12,531		12,531		760
1080920 Bridgetown SES Building Maintenance		2,055		2,055		0
1081020 Bridgetown SES Building Operation		6,744		6,744		1,325
1081120 SES Unspent grants		0		0		449
1081420 Impounding Vehicles		1,000		1,000		0
1081620 Fines & Enforcement Registry Fees		2,500		2,500		243
OPERATING INCOME						
1080070 SES Non-recurrent Grants	1,498		1,498		0	
1080430 Other Law, Order & Public Safety Grants	88,349		88,349		0	
1080530 Charges for Impounded Vehicles	750		750		0	
1080730 SES Operating Grant	21,330		21,330		0	
1080930 Fees & Charges	50		50		0	
1081030 Fines & Enforcement Reimbursement	2,000		2,000		0	
OPERATING SUB TOTAL	113,977	71,781	113,977	71,781	0	7,354
CAPITAL EXPENDITURE						
1080340 Equipment		98,349		98,349		0
1085540 SES Plant & Equipment		0		0		0
CAPITAL INCOME						
1080150 Sale of Plant	0		0		0	0
CAPITAL SUB TOTAL	0	98,349	0	98,349	0	0
TOTAL OTHER LAW, ORDER & PUBLIC SAFETY	113,977	170,130	113,977	170,130	0	7,354

**SHIRE OF BRIDGETOWN-GREENBUSHES
PROGRAM SUMMARY**

	2023-24 BUDGET		2023-24 AMENDED BUDGET		ACTUAL TO 31 August 2023	
	INCOME	EXPEND	INCOME	EXPEND	INCOME	EXPEND
<u>HEALTH</u>	\$	\$	\$	\$	\$	\$
MATERNAL & INFANT HEALTH						
OPERATING EXPENDITURE						
1110220 Maternal & Infant Health Service Agree.		3,500		3,500		0
OPERATING SUB TOTAL	0	3,500	0	3,500	0	0
TOTAL MATERNAL & INFANT HEALTH	0	3,500	0	3,500	0	0

**SHIRE OF BRIDGETOWN-GREENBUSHES
PROGRAM SUMMARY**

	2023-24 BUDGET		2023-24 AMENDED BUDGET		ACTUAL TO 31 August 2023	
	INCOME	EXPEND	INCOME	EXPEND	INCOME	EXPEND
	\$	\$	\$	\$	\$	\$
<u>HEALTH</u>						
PREVENTATIVE SERVICES - INSPECT/ADMIN						
OPERATING EXPENDITURE						
1140120 Development Services Department		128,106		128,106		16,650
1140320 Executive Support - D & I Management		4,822		4,822		783
1140620 Other Minor Costs		2,000		2,000		0
OPERATING INCOME						
1144830 Health Act Licenses (GST Free)	18,000		18,000		14,753	
1144130 Health Act Charges (Inc GST)	0		0		0	
OPERATING SUB TOTAL	<u>18,000</u>	<u>134,928</u>	<u>18,000</u>	<u>134,928</u>	<u>14,753</u>	<u>17,434</u>
TOTAL PREV. SERVICES - INSPECTION/ADMIN	<u>18,000</u>	<u>134,928</u>	<u>18,000</u>	<u>134,928</u>	<u>14,753</u>	<u>17,434</u>

**SHIRE OF BRIDGETOWN-GREENBUSHES
PROGRAM SUMMARY**

	2023-24 BUDGET		2023-24 AMENDED BUDGET		ACTUAL TO 31 August 2023	
	INCOME	EXPEND	INCOME	EXPEND	INCOME	EXPEND
	\$	\$	\$	\$	\$	\$
<u>HEALTH</u>						
PREVENTATIVE SERVICES - OTHER						
OPERATING EXPENDITURE						
1160220 Development Services Department		15,930		15,930		1,861
1160520 Analytical Expenses		1,500		1,500		1,234
OPERATING SUB TOTAL	<u>0</u>	<u>17,430</u>	<u>0</u>	<u>17,430</u>	<u>0</u>	<u>3,095</u>
TOTAL PREVENTATIVE SERVICES - OTHER	<u>0</u>	<u>17,430</u>	<u>0</u>	<u>17,430</u>	<u>0</u>	<u>3,095</u>

**SHIRE OF BRIDGETOWN-GREENBUSHES
PROGRAM SUMMARY**

	2023-24 BUDGET		2023-24 AMENDED BUDGET		ACTUAL TO 31 August 2023	
	INCOME	EXPEND	INCOME	EXPEND	INCOME	EXPEND
	\$	\$	\$	\$	\$	\$
<u>EDUCATION & WELFARE</u>						
OTHER EDUCATION						
OPERATING EXPENDITURE						
1057420 Bridgetown CRC - Building Maintenance		5,566	5,566			418
1057520 Bridgetown CRC - Building Operation		20,482	20,482			1,161
1100720 School Awards & Certificates		365	365			0
1101320 Administration & Finance Activity		310	310			74
OPERATING INCOME						
1100030 Fees & Charges/Reimbursements	903		903		0	
OPERATING SUB TOTAL	<u>903</u>	<u>26,723</u>	<u>903</u>	<u>26,723</u>	<u>0</u>	<u>1,653</u>
TOTAL OTHER EDUCATION	<u>903</u>	<u>26,723</u>	<u>903</u>	<u>26,723</u>	<u>0</u>	<u>1,653</u>

**SHIRE OF BRIDGETOWN-GREENBUSHES
PROGRAM SUMMARY**

	2023-24 BUDGET		2023-24 AMENDED BUDGET		ACTUAL TO 31 August 2023	
	INCOME	EXPEND	INCOME	EXPEND	INCOME	EXPEND
	\$	\$	\$	\$	\$	\$
<u>EDUCATION & WELFARE</u>						
CARE OF FAMILIES & CHILDREN						
OPERATING EXPENDITURE						
1180220 Bridgetown Family & Community Centre		8,000		8,000		0
1180520 Community Planning Develop Projects		102,575		102,575		15,056
1180820 Service Agreements		12,835		12,835		0
OPERATING SUB TOTAL		<u>0</u>	<u>123,410</u>	<u>0</u>	<u>123,410</u>	<u>15,056</u>
TOTAL CARE OF FAMILIES & CHILDREN		<u>0</u>	<u>123,410</u>	<u>0</u>	<u>123,410</u>	<u>15,056</u>

**SHIRE OF BRIDGETOWN-GREENBUSHES
PROGRAM SUMMARY**

	2023-24 BUDGET		2023-24 AMENDED BUDGET		ACTUAL TO 31 August 2023	
	INCOME	EXPEND	INCOME	EXPEND	INCOME	EXPEND
	\$	\$	\$	\$	\$	\$
<u>EDUCATION & WELFARE</u>						
AGED & DISABLED - OTHER						
OPERATING EXPENDITURE						
1190420 Disability Services		24,432		24,432		3,555
1190620 Seniors Programmes		25,603		25,603		2,209
OPERATING INCOME						
1194330 Other Recurrent Grants	5,000		5,000		0	
OPERATING SUB TOTAL	<u>5,000</u>	<u>50,035</u>	<u>5,000</u>	<u>50,035</u>	<u>0</u>	<u>5,764</u>
TOTAL AGED & DISABLED OTHER	<u>5,000</u>	<u>50,035</u>	<u>5,000</u>	<u>50,035</u>	<u>0</u>	<u>5,764</u>

**SHIRE OF BRIDGETOWN-GREENBUSHES
PROGRAM SUMMARY**

	2023-24 BUDGET		2023-24 AMENDED BUDGET		ACTUAL TO 31 August 2023	
	INCOME	EXPEND	INCOME	EXPEND	INCOME	EXPEND
	\$	\$	\$	\$	\$	\$
<u>EDUCATION & WELFARE</u>						
OTHER WELFARE						
OPERATING EXPENDITURE						
1220060 Youth Non-recurrent Projects		10,000		10,000		0
1220120 Community Services Department		24,432		24,432		3,555
1221220 Community Grants & Service Agreements		6,580		6,580		2,500
1221320 Greenbushes CRC Satellite Services		2,600		2,600		0
OPERATING SUB TOTAL		<u>0</u>	<u>43,612</u>	<u>0</u>	<u>43,612</u>	<u>0</u>
TOTAL OTHER WELFARE		<u>0</u>	<u>43,612</u>	<u>0</u>	<u>43,612</u>	<u>6,055</u>

**SHIRE OF BRIDGETOWN-GREENBUSHES
PROGRAM SUMMARY**

	2023-24 BUDGET		2023-24 AMENDED BUDGET		ACTUAL TO 31 August 2023	
	INCOME	EXPEND	INCOME	EXPEND	INCOME	EXPEND
	\$	\$	\$	\$	\$	\$
<u>HOUSING</u>						
OTHER HOUSING						
OPERATING EXPENDITURE						
1240060 Non Recurrent Projects		0		0		0
1240220 Building Maintenance		22,795		22,795		4,237
1240120 Building Operation		25,579		25,579		1,522
1241220 Administration & Finance Activity		465		465		112
1242020 Less Staff Housing Costs Recovered		(31,059)		(31,059)		0
OPERATING INCOME						
1240530 Rent - 144 Hampton Street	580		580		166	
1240630 Rent - 146 Hampton Street	15,080		15,080		2,320	
1240830 Rent - 31 Gifford Road	0		0		0	
1244030 Staff Housing Reimbursements	2,120		2,120		0	
OPERATING SUB TOTAL	17,780	17,780	17,780	17,780	2,486	5,871
CAPITAL EXPENDITURE						
1240140 Housing Building Renewals		50,000		50,000		0
1240240 Housing Infrastructure Renewals		40,000		40,000		0
CAPITAL SUB TOTAL	0	90,000	0	90,000	0	0
TOTAL OTHER HOUSING	17,780	17,780	17,780	17,780	2,486	5,871

**SHIRE OF BRIDGETOWN-GREENBUSHES
PROGRAM SUMMARY**

	2023-24 BUDGET		2023-24 AMENDED BUDGET		ACTUAL TO 31 August 2023	
	INCOME	EXPEND	INCOME	EXPEND	INCOME	EXPEND
	\$	\$	\$	\$	\$	\$
<u>COMMUNITY AMENITIES</u>						
SANITATION - GENERAL REFUSE						
OPERATING EXPENDITURE						
1250020 Depreciation		49,810		49,810		0
1250120 Non Recurrent Projects		0		0		0
1250220 Refuse Collection		353,989		353,989		53,343
1250320 Bridgetown Refuse Site Management		506,748		506,748		62,850
1250720 Bridgetown Refuse Building Maintenance		1,359		1,359		885
1250820 Bridgetown Refuse Building Operation		6,325		6,325		863
1250620 G'bushes Transfer Station Management		24,787		24,787		2,631
1250420 Refuse Recycling		125,008		125,008		15,149
1250920 Recycling Collection		300,392		300,392		57,768
1251020 South West Regional Waste Strategy		10,000		10,000		909
1251320 Bridgetown Landfill Site Loans		1,951		1,951		(25)
1251420 Purchase of Recycle Bins		6,420		6,420		1,482
1251720 Staff Housing Costs		1,635		1,635		0
1251720 Doubtful & Bad Debts		0		0		0
1250060 Non-recurrent Projects		94,417		94,417		4,000
1250120 Loss on Sale of Assets		3,720		3,720		0
OPERATING INCOME						
1254130 Refuse Collection Charges	249,031		249,031		0	
1254230 Multiple Services Collection Charges	105,455		105,455		0	
1255030 User Pay Charges	80,000		80,000		16,383	
1254330 Landfill Site Maintenance Rate	612,126		612,126		0	
1254530 Landfill Site Maintenance Concessions	(11,160)		(11,160)		0	
1255130 Recycling Subsidies & Royalties	63,200		63,200		0	
1254930 Kerbside Recycling Charges	307,285		307,285		0	
1255330 Site Facility Rental	5,000		5,000		800	
1255230 Profit on Sale of Asset	3,000		3,000		0	
1255530 Insurance Reimbursement & Recoveries	0		0		0	
OPERATING SUB TOTAL	1,413,937	1,486,561	1,413,937	1,486,561	17,183	199,854
CAPITAL EXPENDITURE						
1250140 Waste Building Renewals		118,522		118,522		0
1250340 Fencing		0		0		0
1255040 Waste Facilities Infrastructure		69,953		69,953		0
1255340 Sanitation Plant Purchases		812,280		812,280		0
CAPITAL INCOME						
1255050 Sale of Plant and Vehicles	95,000		95,000		0	
CAPITAL SUB TOTAL	95,000	1,000,755	95,000	1,000,755	0	0
TOTAL SANITATION - GENERAL REFUSE	1,508,937	2,487,316	1,508,937	2,487,316	17,183	199,854

**SHIRE OF BRIDGETOWN-GREENBUSHES
PROGRAM SUMMARY**

	2023-24 BUDGET		2023-24 AMENDED BUDGET		ACTUAL TO 31 August 2023	
	INCOME	EXPEND	INCOME	EXPEND	INCOME	EXPEND
	\$	\$	\$	\$	\$	\$
<u>COMMUNITY AMENITIES</u>						
SANITATION - OTHER						
OPERATING EXPENDITURE						
1260320 Refuse Collection From Streets		57,581		57,581		7,620
1260620 Litter Control		2,658		2,658		402
OPERATING INCOME						
1264030 Litter Fines	100		100		0	
OPERATING SUB TOTAL	100	60,239	100	60,239	0	8,022
TOTAL SANITATION - OTHER	100	60,239	100	60,239	0	8,022

**SHIRE OF BRIDGETOWN-GREENBUSHES
PROGRAM SUMMARY**

	2023-24 BUDGET		2023-24 AMENDED BUDGET		ACTUAL TO 31 August 2023	
	INCOME	EXPEND	INCOME	EXPEND	INCOME	EXPEND
	\$	\$	\$	\$	\$	\$
<u>COMMUNITY AMENITIES</u>						
SEWERAGE						
OPERATING EXPENDITURE						
1270020 Liquid Waste Pit Depreciation		15,121		15,121		0
1270220 Septic Tank Inspections		21,862		21,862		2,521
1270060 Non-recurrent projects		0		0		0
1260820 Waste Facilities		6,322		6,322		833
OPERATING INCOME						
1274230 Septic Tank Inspection Fees	4,800		4,800		429	
1274430 Septic Tank Application Fees	5,500		5,500		590	
1274330 Waste Disposal Fees	10,500		10,500		1,924	
OPERATING SUB TOTAL	<u>20,800</u>	<u>43,305</u>	<u>20,800</u>	<u>43,305</u>	<u>2,943</u>	<u>3,354</u>
TOTAL SEWERAGE	<u>20,800</u>	<u>43,305</u>	<u>20,800</u>	<u>43,305</u>	<u>2,943</u>	<u>3,354</u>

**SHIRE OF BRIDGETOWN-GREENBUSHES
PROGRAM SUMMARY**

	2023-24 BUDGET		2023-24 AMENDED BUDGET		ACTUAL TO 31 August 2023	
	INCOME	EXPEND	INCOME	EXPEND	INCOME	EXPEND
	\$	\$	\$	\$	\$	\$
<u>COMMUNITY AMENITIES</u>						
URBAN STORM WATER DRAINAGE						
OPERATING EXPENDITURE						
1390420 Drainage Maintenance		151,511		151,511		13,972
1390820 Drainage Depreciation		93,563		93,563		0
1391820 Administration & Finance Activity		3,646		3,646		874
1280020 Talison Projects - Planning		75,000		75,000		0
OPERATING INCOME						
1280030 Drainage Grants & Contributions	4,652		4,652		0	
1280130 Talison - Partnering for the Future Funding	75,000		75,000		0	
OPERATING SUB TOTAL	<u>79,652</u>	<u>323,720</u>	<u>79,652</u>	<u>323,720</u>	<u>0</u>	<u>14,846</u>
CAPITAL EXPENDITURE						
1280040 Drainage Construction		55,959		55,959		0
CAPITAL SUB TOTAL	<u>0</u>	<u>55,959</u>	<u>0</u>	<u>55,959</u>	<u>0</u>	<u>0</u>
TOTAL URBAN STORM WATER DRAINAGE	<u>79,652</u>	<u>379,679</u>	<u>79,652</u>	<u>379,679</u>	<u>0</u>	<u>14,846</u>

**SHIRE OF BRIDGETOWN-GREENBUSHES
PROGRAM SUMMARY**

	2023-24 BUDGET		2023-24 AMENDED BUDGET		ACTUAL TO 31 August 2023	
	INCOME	EXPEND	INCOME	EXPEND	INCOME	EXPEND
	\$	\$	\$	\$	\$	\$
<u>COMMUNITY AMENITIES</u>						
PROTECTION OF ENVIRONMENT						
OPERATING EXPENDITURE						
1290520 Blackwood NRM Project		45,508		45,508		0
1290620 Development Services Department		9,644		9,644		1,663
1290820 Chief Executive Office Department		3,845		3,845		470
1290060 Non-recurrent Projects		0		0		0
OPERATING INCOME						
1290830 Other Revenue	0		0		0	
OPERATING SUB TOTAL	0	58,997	0	58,997	0	2,133
TOTAL PROTECTION OF ENVIRONMENT	0	58,997	0	58,997	0	2,133

**SHIRE OF BRIDGETOWN-GREENBUSHES
PROGRAM SUMMARY**

	2023-24 BUDGET		2023-24 AMENDED BUDGET		ACTUAL TO 31 August 2023	
	INCOME	EXPEND	INCOME	EXPEND	INCOME	EXPEND
	\$	\$	\$	\$	\$	\$
<u>COMMUNITY AMENITIES</u>						
TOWN PLANNING/REGIONAL DEVELOPMENT						
OPERATING EXPENDITURE						
1300120 Development Services Department		108,425		108,425		16,796
1300420 Rural Street Numbering		2,117		2,117		291
1300520 Executive Support - D & I Management		36,646		36,646		6,123
1300720 Urban Street Numbering		1,917		1,917		291
1300820 Other Costs		13,000		13,000		325
1300920 Chief Executive Office Department		5,768		5,768		706
1301020 LPS 6 - P & E Department		9,760		9,760		4,905
1301220 LPS 6 - Advertising & Consultants		45,836		45,836		0
1301920 LPS 6 - CEO Department		3,845		3,845		470
1302320 Planning Application Assessment		23,145		23,145		3,370
1302920 Loss on Sale of Asset		0		0		0
1303020 Road Rationalisation & Land Transfer		17,452		17,452		0
OPERATING INCOME						
1304230 Town Planning Scheme Amendments	0		0		0	
1304330 Town Planning Application Fees	38,000		38,000		8,276	
1304530 Sub Division Clearance Charges	500		500		146	
1304630 Profit on Sale of Asset	4,150		4,150		0	
1304830 Other Planning Fees & Charges	500		500		0	
OPERATING SUB TOTAL	43,150	267,911	43,150	267,911	8,422	33,276
CAPITAL EXPENDITURE						
1305640 Plant Purchases		31,000		31,000		0
CAPITAL INCOME						
1306650 Sale of Asset	10,000		10,000		0	
CAPITAL SUB TOTAL	10,000	31,000	10,000	31,000	0	0
TOTAL TOWN PLANNING/REGIONAL DEVELOP.	53,150	298,911	53,150	298,911	8,422	33,276

**SHIRE OF BRIDGETOWN-GREENBUSHES
PROGRAM SUMMARY**

	2023-24 BUDGET		2023-24 AMENDED BUDGET		ACTUAL TO 31 August 2023	
	INCOME	EXPEND	INCOME	EXPEND	INCOME	EXPEND
	\$	\$	\$	\$	\$	\$
<u>COMMUNITY AMENITIES</u>						
OTHER COMMUNITY AMENITIES						
OPERATING EXPENDITURE						
1310020 Cemeteries - P&G Grounds Maint.		45,239	45,239			6,189
1310120 Cemeteries - CEO Department		17,500	17,500			2,685
1310220 Cemeteries - Grave Digging		4,500	4,500			720
1310420 Cemeteries - Building Maint.		1,238	1,238			1,846
1310520 Public Conveniences - Building Maint.		23,196	23,196			1,750
1310920 Cemetery & Memorial Plaques		4,750	4,750			190
1311020 Cemeteries - Building Ops		6,768	6,768			696
1311220 Public Conveniences - Building Ops		144,807	144,807			20,595
1312120 Building Operations		367	367			441
1312320 Administration & Finance Activity		993	993			238
1312920 Community Bus		31,832	31,832			4,259
1313120 Other Building Maint.		2,997	2,997			0
OPERATING INCOME						
1310930 Cemetery & Memorial Plaques	5,000		5,000		0	
1314030 Cemetery Fees & Charges (GST Free)	2,550		2,550		970	
1314130 Cemetery Fees & Charges (Inc GST)	15,300		15,300		1,055	
1314530 Community Bus Fees & Charges	5,800		5,800		1,455	
OPERATING SUB TOTAL	<u>28,650</u>	<u>284,187</u>	<u>28,650</u>	<u>284,187</u>	<u>3,480</u>	<u>39,608</u>
CAPITAL EXPENDITURE						
1370740 Other Community Amenities Infrastructure		20,000		20,000		0
CAPITAL SUB TOTAL	<u>0</u>	<u>20,000</u>	<u>0</u>	<u>20,000</u>	<u>0</u>	<u>0</u>
TOTAL OTHER COMMUNITY AMENITIES	<u>28,650</u>	<u>304,187</u>	<u>28,650</u>	<u>304,187</u>	<u>3,480</u>	<u>39,608</u>

**SHIRE OF BRIDGETOWN-GREENBUSHES
PROGRAM SUMMARY**

	2023-24 BUDGET		2023-24 AMENDED BUDGET		ACTUAL TO 31 August 2023	
	INCOME	EXPEND	INCOME	EXPEND	INCOME	EXPEND
	\$	\$	\$	\$	\$	\$
<u>RECREATION & CULTURE</u>						
PUBLIC HALLS - CIVIC CENTRES						
OPERATING EXPENDITURE						
1320020 Depreciation		337		337		0
1320060 Non Recurrent Projects		0		0		0
1320120 Building Maintenance		18,694		18,694		3,994
1320220 Building Operations		125,820		125,820		13,077
1320720 Loan Repayments		2,123		2,123		(8)
1320820 Minor Furniture & Equipment		5,000		5,000		0
OPERATING INCOME						
1324130 Civic Centre Hire Charges	6,500		6,500		0	
1324230 Greenbushes Hall Hire Charges	3,700		3,700		712	
1324730 Yornup Hall Fees & Charges	9		9		0	
1324330 Civic Centre Grants/Contributions	659,483		659,483		0	
1324530 Talison - Partnering for the Future Funding	145,200		145,200		0	
OPERATING SUB TOTAL	814,892	151,974	814,892	151,974	712	17,063
CAPITAL EXPENDITURE						
1322040 Building Renewals		1,337,637		1,337,637		0
1322340 Talison Projects - Public Halls		145,200		145,200		0
CAPITAL SUB TOTAL		1,482,837		1,482,837		0
TOTAL PUBLIC HALLS - CIVIC CENTRES	814,892	1,634,811	814,892	1,634,811	712	17,063

**SHIRE OF BRIDGETOWN-GREENBUSHES
PROGRAM SUMMARY**

	2023-24 BUDGET		2023-24 AMENDED BUDGET		ACTUAL TO 31 August 2023	
	INCOME	EXPEND	INCOME	EXPEND	INCOME	EXPEND
	\$	\$	\$	\$	\$	\$
<u>RECREATION & CULTURE</u>						
SWIMMING AREAS & BEACHES						
OPERATING EXPENDITURE						
1331120 Greenbushes Pool Building Maintenance		4,880		4,880		313
1331220 Greenbushes Pool Building Operation		10,929		10,929		982
OPERATING SUB TOTAL	<u>0</u>	<u>15,809</u>	<u>0</u>	<u>15,809</u>	<u>0</u>	<u>1,295</u>
CAPITAL EXPENDITURE						
1335340 Public Conveniences Building Renewals		0		0		0
CAPITAL SUB TOTAL	<u>0</u>	<u>0</u>	<u>0</u>	<u>0</u>	<u>0</u>	<u>0</u>
TOTAL SWIMMING AREAS & BEACHES	<u>0</u>	<u>15,809</u>	<u>0</u>	<u>15,809</u>	<u>0</u>	<u>1,295</u>

**SHIRE OF BRIDGETOWN-GREENBUSHES
PROGRAM SUMMARY**

	2023-24 BUDGET		2023-24 AMENDED BUDGET		ACTUAL TO 31 August 2023	
	INCOME	EXPEND	INCOME	EXPEND	INCOME	EXPEND
	\$	\$	\$	\$	\$	\$
<u>RECREATION & CULTURE</u>						
OTHER RECREATION & SPORT						
OPERATING EXPENDITURE						
1340020		Pool Infrastructure Depreciation	59,555	59,555		0
1340320		Administration Salaries & Costs	110,190	110,190		15,212
1340420		Bridgetown Facilities Building Operations	64,228	64,228		5,994
1340520		Leisure Centre Building Maintenance	59,339	59,339		3,002
1340620		Greenbushes Facilities Building Maint.	14,366	14,366		2,665
1340720		Greenbushes Facilities Build. Operations	35,372	35,372		2,350
1340820		Leisure Centre Grounds Maintenance	42,892	42,892		1,182
1340920		Other Recreation & Sport Loans	12,178	12,178		(77)
1341020		Parks & Gardens Grounds Maintenance	583,465	583,465		61,645
1341620		Walk Trails, Trails & Paths	46,637	46,637		3,555
1342020		Leisure Centre Building Operation	355,870	355,870		39,628
1342420		Bridgetown Facilities Build. Maintenance	20,174	20,174		4,196
1343120		Gym Equipment Lease	27,353	27,353		4,390
1348120		Pool Infrastructure Items <\$5,000	20,000	20,000		0
1343920		Loss on sale of assets	0	0		0
1344720		Facility Signage	5,000	5,000		0
1344820		Depreciation - Parks & Ovals	179,721	179,721		0
1345520		Leisure Centre - Programs	9,400	9,400		220
1345720		Leisure Centre - Vending & Kiosk	22,500	22,500		50
1345820		Leisure Centre - Admin & Finance Activity	75,054	75,054		18,117
1346020		Leisure Centre - Other Costs	5,300	5,300		1,965
1346120		Leisure Centre - Minor Equipment	31,941	31,941		618
1347120		P&G Minor Building & Structures Maint.	34,304	34,304		1,462
1348320		Leisure Centre Mgt.- Community Services	15,985	15,985		2,162
1346620		Community Grants	4,750	4,750		2,000
1349220		Community Gardens Building Operation	6,593	6,593		371
1349320		Community Gardens Building Maint.	2,534	2,534		625
1348920		Service Agreements	2,722	2,722		0
1349120		Recreation Officers	135,781	135,781		21,199
1349520		Administration & Finance Activity	18,852	18,852		4,521
1349720		Swimming Pool Chemicals	12,000	12,000		158
1342920		Aquatic Co-ordinators & Lifeguards	160,366	160,366		3,963
1349820		Health & Fitness Program Staff	30,651	30,651		4,442
1349920		Leisure Centre Loans	55,215	55,215		(130)
1340060		Leisure Centre Non-recurrent Projects	2,774	2,774		0
1340160		P&G Non-recurrent Projects	166,500	166,500		0
1340260		Rec Facilities Non-recurrent Projects	83,848	83,848		0
1342620		Rec Facilities Infrastructure Maintenance	21,399	21,399		0
1344320		Talison Projects - Planning	40,000	40,000		0

**SHIRE OF BRIDGETOWN-GREENBUSHES
PROGRAM SUMMARY**

	2023-24 BUDGET		2023-24 AMENDED BUDGET		ACTUAL TO 31 August 2023	
	INCOME	EXPEND	INCOME	EXPEND	INCOME	EXPEND
	\$	\$	\$	\$	\$	\$
<u>RECREATION & CULTURE</u>						
<u>OTHER RECREATION & SPORT</u>						
OPERATING INCOME						
1343830 Utilities Reimbursements	9,202		9,202		439	
1344130 Bridgetown Sporting Clubs Rental Charge	3,680		3,680		2,303	
1344630 Property & Reserves Hire Fees	3,400		3,400		0	
1345730 Leisure Centre - Gymnasium Income	115,400		115,400		23,049	
1345930 Leisure Centre - Rental Of Rooms	73,200		73,200		9,164	
1344830 Leisure Centre - Vending (GST Free)	2,000		2,000		138	
1346030 Leisure Centre - Vending	27,250		27,250		651	
1340130 Rose Street Lease	3,850		3,850		642	
1343530 Leisure Centre - Pool Entrance	90,000		90,000		130	
1343630 Leisure Centre - Learn to Swim Programs	0		0		0	
1344030 Leisure Centre - Term Programs	30,000		30,000		3,188	
1344230 Grants	731,270		731,270		0	
1344530 Contributions & Reimbursements	561,251		561,251		0	
1346330 Sale of 24hr Gym Fobs	5,680		5,680		1,523	
1346830 Donations (GST Free)	0		0		0	
1344330 Talison - Partnering for the future funding	1,634,965		1,634,965		0	
1344430 Profit on Sale of Asset	0		0		0	
OPERATING SUB TOTAL	3,291,148	2,574,809	3,291,148	2,574,809	41,227	205,483
CAPITAL EXPENDITURE						
1345140 Building Renewals		306,514		306,514		0
1345440 P & G Infrastructure Renewals		5,617		5,617		0
1348740 Infrastructure Bridges Renewals		0		0		0
1349140 Infrastructure Other		1,474,956		1,474,956		297,915
1346640 Other Recreation & Sport Equipment		20,000		20,000		0
1346140 Talison Projects - Rec equipment		790,125		790,125		0
1341140 Talison Projects - Rec buildings		106,140		106,140		0
1345940 Talison Projects - Rec parks & reserves		643,700		643,700		0
1345740 Talison Project - Rec other infrastructure		55,000		55,000		0
CAPITAL SUB TOTAL		3,402,052		3,402,052		297,915
TOTAL OTHER RECREATION AND SPORT	3,291,148	5,976,861	3,291,148	5,976,861	41,227	503,398

**SHIRE OF BRIDGETOWN-GREENBUSHES
PROGRAM SUMMARY**

	2023-24 BUDGET		2023-24 AMENDED BUDGET		ACTUAL TO 31 August 2023	
	INCOME	EXPEND	INCOME	EXPEND	INCOME	EXPEND
	\$	\$	\$	\$	\$	\$
<u>RECREATION & CULTURE</u>						
TELEVISION & RADIO RE-BROADCASTS						
OPERATING EXPENDITURE						
1120320 SBS TV Tower Building Operation		4,857	4,857		1,809	
1120220 SBS TV Tower Building Maintenance		709	709		0	
1120420 Television & Radio Community Grants		1,000	1,000		0	
OPERATING SUB TOTAL	0	6,566	0	6,566	0	1,809
CAPITAL EXPENDITURE						
1120140 SBS FM Radio tower equipment		0	0		0	
CAPITAL SUB TOTAL		0		0		0
TOTAL TELEVISION & RADIO BROADCASTS	0	6,566	0	6,566	0	1,809

**SHIRE OF BRIDGETOWN-GREENBUSHES
PROGRAM SUMMARY**

	2023-24 BUDGET		2023-24 AMENDED BUDGET		ACTUAL TO 31 August 2023	
	INCOME	EXPEND	INCOME	EXPEND	INCOME	EXPEND
	\$	\$	\$	\$	\$	\$
<u>RECREATION & CULTURE</u>						
LIBRARIES						
OPERATING EXPENDITURE						
1360060 Library Non-recurrent projects		0		0		0
1360120 Management & Services		15,985		15,985		2,162
1360220 Administration & Finance Activity		53,604		53,604		17,134
1360320 Salaries & Staff Costs		144,909		144,909		24,681
1360420 Minor Items & Supplies		3,400		3,400		604
1360620 Subscriptions		2,000		2,000		60
1360720 Book Acquisitions		500		500		0
1360820 Furniture & Equipment Depreciation		3,312		3,312		0
1361020 Book Exchange Expenses		10,000		10,000		0
1361120 Insurance		2,649		2,649		1,325
1361320 Lost & Damaged Books		0		0		0
1361720 Library Consortia Admin Support		2,787		2,787		2,534
1361920 Building Operation		130,279		130,279		11,475
1362020 Building Maintenance		36,368		36,368		2,759
1362220 Grounds Maintenance		21,920		21,920		4,895
1362320 Vending Costs		1,600		1,600		383
1362420 Library Programs & Activities		2,400		2,400		0
1362520 Computer Licences		6,110		6,110		4,089
OPERATING INCOME						
1054430 Photocopying Charges	2,300		2,300		526	
1363330 Coffee Machine Sales	2,100		2,100		314	
1363430 Book Sales	1,000		1,000		0	
1363730 Book Club Income	2,000		2,000		0	
1363830 Other Minor Revenue	5,250		5,250		(2)	
1364130 Lost & Damaged Books Reimbursements	250		250		0	
1360070 Library Non-recurrent Grants	0		0		0	
OPERATING SUB TOTAL	12,900	437,823	12,900	437,823	839	72,100
CAPITAL EXPENDITURE						
1365540 Library Renewals		54,300		54,300		4,000
CAPITAL SUB TOTAL	0	54,300	0	54,300	0	4,000
TOTAL LIBRARIES	12,900	492,123	12,900	492,123	839	76,100

**SHIRE OF BRIDGETOWN-GREENBUSHES
PROGRAM SUMMARY**

	2023-24 BUDGET		2023-24 AMENDED BUDGET		ACTUAL TO 31 August 2023	
	INCOME	EXPEND	INCOME	EXPEND	INCOME	EXPEND
	\$	\$	\$	\$	\$	\$
<u>RECREATION & CULTURE</u>						
HERITAGE						
OPERATING EXPENDITURE						
1350420 Building Maintenance		12,013		12,013		507
1350520 Building Operations		16,254		16,254		1,130
1351820 Community grants & service agreements		5,637		5,637		5,000
1352820 Municipal Heritage Precinct & Inventory		4,864		4,864		702
1350060 Heritage Non-recurrent Projects		458,055		458,055		0
OPERATING INCOME						
1353330 Reimbursements	0		0		0	
1353430 Yornup School Fees & Charges/Reimb.	982		982		9	
1353730 Greenbushes Court House Hire Charges	662		662		0	
1353630 Heritage Building Grants	433,055		433,055		0	
1353130 Talison - Partnering for the future funding	330,000		330,000		0	
OPERATING SUB TOTAL	764,699	496,823	764,699	496,823	9	7,339
CAPITAL EXPENDITURE						
1350040 Heritage Building Renewals		103,135		103,135		78,432
1350440 Talison Projects - Heritage Buildings		330,000		330,000		0
CAPITAL SUB TOTAL	0	433,135	0	433,135	0	78,432
TOTAL HERITAGE	764,699	599,958	764,699	599,958	9	85,771

**SHIRE OF BRIDGETOWN-GREENBUSHES
PROGRAM SUMMARY**

	2023-24 BUDGET		2023-24 AMENDED BUDGET		ACTUAL TO 31 August 2023	
	INCOME	EXPEND	INCOME	EXPEND	INCOME	EXPEND
	\$	\$	\$	\$	\$	\$
<u>RECREATION & CULTURE</u>						
OTHER CULTURE						
OPERATING EXPENDITURE						
1370820 Arts & Culture - Community Service Dept.		24,432		24,432		3,555
1371020 Arts & Culture Programs		2,100		2,100		0
1371120 Art Acquisitions		2,000		2,000		0
1372120 Community Grants		9,523		9,523		6,313
1372320 Summer Evening Films Festival		9,733		9,733		0
1370060 Non-recurrent Projects		40,000		40,000		300
OPERATING INCOME						
1373930 Fees & Charges	1,600		1,600		0	
OPERATING SUB TOTAL	<u>1,600</u>	<u>87,788</u>	<u>1,600</u>	<u>87,788</u>	<u>0</u>	<u>10,168</u>
TOTAL OTHER CULTURE	<u>1,600</u>	<u>87,788</u>	<u>1,600</u>	<u>87,788</u>	<u>0</u>	<u>10,168</u>

**SHIRE OF BRIDGETOWN-GREENBUSHES
PROGRAM SUMMARY**

	2023-24 BUDGET		2023-24 AMENDED BUDGET		ACTUAL TO 31 August 2023	
	INCOME	EXPEND	INCOME	EXPEND	INCOME	EXPEND
	\$	\$	\$	\$	\$	\$
<u>TRANSPORT</u>						
STREETS ROAD CONSTRUCTION						
CAPITAL EXPENDITURE						
1380140 Winnejup Rd - Regional Road Group		549,697		549,697		0
1380840 Kerbing		10,000		10,000		0
1381040 Gravel Sheeting Capital		420,000		420,000		0
1381440 Depot Buildings Renewals		661,796		661,796		0
1385040 Regional Road Safety Program		0		0		0
1386040 Footpath Construction		33,535		33,535		0
1386840 Depot Infrastructure renewals		0		0		0
1386940 Road Construction/Recon council funded		662,254		662,254		0
1387740 Bridge Construction Works		110,000		110,000		0
1380740 Talison Projects - Roads		924,000		924,000		0
CAPITAL INCOME						
1380130 Road Works Contributions	20,000		20,000		0	
1380430 Regional Road Safety Grant	0		0		0	
1380630 Streets & Roads Contributions	0		0		0	
1381630 Roads to Recovery Grant	679,004		679,004		0	
1381730 LRCIP Grants	345,638		345,638		0	
1395430 Bridge Grants	0		0		0	
1395530 RRG & Main Roads Grants	366,465		366,465		0	
1380730 Talison - Partnering for the future funding	924,000		924,000		0	
CAPITAL SUB TOTAL	2,335,107	3,371,282	2,335,107	3,371,282	0	0
TOTAL STREETS ROAD CONSTRUCTION	2,335,107	3,371,282	2,335,107	3,371,282	0	0

**SHIRE OF BRIDGETOWN-GREENBUSHES
PROGRAM SUMMARY**

	2023-24 BUDGET		2023-24 AMENDED BUDGET		ACTUAL TO 31 August 2023	
	INCOME	EXPEND	INCOME	EXPEND	INCOME	EXPEND
	\$	\$	\$	\$	\$	\$
<u>TRANSPORT</u>						
STREETS ROAD MAINTENANCE						
OPERATING EXPENDITURE						
1390020 Depreciation - Roads		1,970,539		1,970,539		0
1390060 Non-recurrent Projects		72,799		72,799		1,124
1391020 Depreciation - Bridges		186,201		186,201		0
1391120 Depreciation - Footpaths		63,570		63,570		0
1391220 Depreciation - Other Infrastructure		25,943		25,943		0
1391720 Staff Housing Costs		12,867		12,867		0
1391920 Administration & Finance Activity		125,745		125,745		30,155
1392020 Gravel Pits		11,000		11,000		0
1390520 Crossover Contributions		9,822		9,822		1,418
1390320 Bridgetown Depot Building Maintenance		5,385		5,385		688
1393020 Bridgetown Depot Building Operation		29,132		29,132		3,281
1390120 Road Maintenance		897,777		910,277		232,603
1390220 Verge Maintenance		540,979		540,979		58,876
1392220 Loss on Sale of Assets		530		530		0
1390720 General Bridge Maintenance		106,757		106,757		33,774
1394420 Signs - Private Directional		500		500		0
1394020 Design & Preliminary Planning		45,682		45,682		5,623
1395020 School Bus Route Inspections		2,314		2,314		243
1393820 Two Way Radio Tower		1,220		1,220		1,097
1391520 Talison Projects - Transport Planning		100,000		100,000		0
OPERATING INCOME						
1394230 Insurance Reimbursement & Recoveries	0		0		0	
1394330 Fees & Charges/Private Signs	750		750		0	
1394530 Profit on Sale of Assets	26,791		26,791		0	
1394830 Temporary Heavy Haulage Permit Fees	5,450		5,450		457	
1395230 Regional Road Direct Grant	204,664		204,664		204,664	
1395930 Road Closure Plan Approval Fees	2,500		2,500		940	
1398230 Contributions to Road Upgrades	10,000		10,000		0	
1394430 Talison - Partnering for the future funding	100,000		100,000		0	
OPERATING SUB TOTAL	350,155	4,208,762	350,155	4,221,262	206,061	368,882
TOTAL STREETS ROAD MAINTENANCE	350,155	4,208,762	350,155	4,221,262	206,061	368,882

**SHIRE OF BRIDGETOWN-GREENBUSHES
PROGRAM SUMMARY**

	2023-24 BUDGET		2023-24 AMENDED BUDGET		ACTUAL TO 31 August 2023	
	INCOME	EXPEND	INCOME	EXPEND	INCOME	EXPEND
	\$	\$	\$	\$	\$	\$
<u>TRANSPORT</u>						
ROAD PLANT PURCHASES						
CAPITAL EXPENDITURE						
1400040 Road Plant Purchases		450,900		450,900		0
1403740 Sundry Equipment Items		5,000		5,000		0
1405040 Plant Works & Services Fleet		146,903		146,903		0
CAPITAL INCOME						
1400450 Sale of Road Plant	86,364		86,364		0	
1401450 Sale of Fleet	53,637		53,637		0	
CAPITAL SUB TOTAL	<u>140,001</u>	<u>602,803</u>	<u>140,001</u>	<u>602,803</u>	<u>0</u>	<u>0</u>
TOTAL ROAD PLANT PURCHASES	<u>140,001</u>	<u>602,803</u>	<u>140,001</u>	<u>602,803</u>	<u>0</u>	<u>0</u>

**SHIRE OF BRIDGETOWN-GREENBUSHES
PROGRAM SUMMARY**

	2023-24 BUDGET		2023-24 AMENDED BUDGET		ACTUAL TO 31 August 2023	
	INCOME	EXPEND	INCOME	EXPEND	INCOME	EXPEND
	\$	\$	\$	\$	\$	\$
<u>TRANSPORT</u>						
PARKING FACILITIES						
OPERATING EXPENDITURE						
1410520 Parking Control - Community Serv. Dept		7,311	7,311			1,130
1410720 Car Park Lighting		5,000	5,000			0
1411520 Parking Signs & Marking Bays		2,929	2,929			269
1410060 Non-recurrent Projects		0	0			0
OPERATING INCOME						
1414030 Fines & Penalties	50		50		0	
1414130 Car Park Contributions	149,862		149,862		0	
OPERATING SUB TOTAL	<u>149,912</u>	<u>15,240</u>	<u>149,912</u>	<u>15,240</u>	<u>0</u>	<u>1,400</u>
CAPITAL EXPENDITURE						
1410040 Car Parks Infrastructure		224,802	224,802			53,895
CAPITAL SUB TOTAL	<u>0</u>	<u>224,802</u>	<u>0</u>	<u>224,802</u>	<u>0</u>	<u>55,295</u>
TOTAL PARKING FACILITIES	<u>149,912</u>	<u>240,042</u>	<u>149,912</u>	<u>240,042</u>	<u>0</u>	<u>56,695</u>

**SHIRE OF BRIDGETOWN-GREENBUSHES
PROGRAM SUMMARY**

	2023-24 BUDGET		2023-24 AMENDED BUDGET		ACTUAL TO 31 August 2023	
	INCOME	EXPEND	INCOME	EXPEND	INCOME	EXPEND
	\$	\$	\$	\$	\$	\$
<u>TRANSPORT</u>						
TRAFFIC CONTROL						
OPERATING EXPENDITURE						
1395820 Road Wise Committee		15,672		15,672		2,054
OPERATING SUB TOTAL	0	15,672	0	15,672	0	2,054
TOTAL TRAFFIC CONTROL	0	15,672	0	15,672	0	2,054

**SHIRE OF BRIDGETOWN-GREENBUSHES
PROGRAM SUMMARY**

	2023-24 BUDGET		2023-24 AMENDED BUDGET		ACTUAL TO 31 August 2023	
	INCOME	EXPEND	INCOME	EXPEND	INCOME	EXPEND
	\$	\$	\$	\$	\$	\$
<u>TRANSPORT</u>						
AERODROMES						
OPERATING EXPENDITURE						
1430120 Aerodromes Manjimup Airfield		1,000		1,000		0
OPERATING SUB TOTAL	0	1,000	0	1,000	0	0
TOTAL AERODROMES	0	1,000	0	1,000	0	0

**SHIRE OF BRIDGETOWN-GREENBUSHES
PROGRAM SUMMARY**

	2023-24 BUDGET		2023-24 AMENDED BUDGET		ACTUAL TO 31 August 2023	
	INCOME	EXPEND	INCOME	EXPEND	INCOME	EXPEND
	\$	\$	\$	\$	\$	\$
<u>ECONOMIC SERVICES</u>						
TOURISM & AREA PROMOTION						
OPERATING EXPENDITURE						
1460060 Non-recurrent Projects		85,908	85,908			0
1460120 Community Services Department		19,232	19,232			3,454
1460520 Information Bays Grounds Maintenance		27,999	27,999			5,807
1460820 Visitor Centre Building Maintenance		9,202	9,202			313
1460920 Service Agreements & Community Grants		20,580	20,580			17,900
1461120 Trail Booklets		2,500	2,500			0
1461220 Events & Festivals		3,000	3,000			0
1461420 Visitor Centre Building Operation		53,698	53,698			7,911
1461520 Bridgetown Septage Dump Point		3,283	3,283			478
1462120 Christmas Street Party		2,750	2,750			0
1462220 Btwn. Rotary Club - Blackwood Marathon		5,000	5,000			0
1462320 VC Administration & Finance Activity		29,320	29,320			6,697
1462420 Visitor Centre Salaries & Staff Costs		180,514	180,514			25,839
1462520 Visitor Centre Stock		10,000	10,000			1,351
1462620 Visitor Centre Marketing		2,000	2,000			0
1463220 Visitor Centre Minor Furniture & Equip.		5,600	5,600			0
1463620 Administration & Finance Activity		543	543			130
1462020 Bridgetown Town Square Caravan Area		810	810			135
1464220 154 Hampton Street Building maintenance		1,545	1,545			0
1464320 154 Hampton Street Building operation		32,231	32,231			0
OPERATING INCOME						
1460030 Visitor Centre Counter Sales	12,250		12,250		1,458	
1460130 Visitor Centre Counter Sales (GST Free)	250		250		0	
1460330 Visitor Centre Accom. Commissions	7,000		7,000		256	
1460530 Visitor Centre Bus Tickets Commissions	1,100		1,100		95	
1460630 Visitor Centre Various Other Commissions	500		500		106	
1460730 Visitor Centre Display Fees	4,090		4,090		0	
1460930 Visitor Centre Jigsaw Gallery	4,500		4,500		1,691	
1461030 Visitor Centre Memberships	0		0		0	
1460830 Visitor Centre Room Rental	3,473		3,473		0	
1461230 Sale of Trails Booklets	500		500		49	
1460430 Visitor Centre Venue Hire	1,000		1,000		0	
1461630 Community Group & Event Banners	1,000		1,000		0	
OPERATING SUB TOTAL	35,663	495,715	35,663	495,715	3,654	70,015
CAPITAL EXPENDITURE						
1460340 Building Renewals		154,000		154,000		0
CAPITAL SUB TOTAL	0	154,000	0	154,000	0	0
TOTAL TOURISM & AREA PROMOTION	35,663	649,715	35,663	649,715	3,654	70,015

**SHIRE OF BRIDGETOWN-GREENBUSHES
PROGRAM SUMMARY**

	2023-24 BUDGET		2023-24 AMENDED BUDGET		ACTUAL TO 31 August 2023	
	INCOME	EXPEND	INCOME	EXPEND	INCOME	EXPEND
	\$	\$	\$	\$	\$	\$
<u>ECONOMIC SERVICES</u>						
BUILDING CONTROL						
OPERATING EXPENDITURE						
1470120 Management Costs		136,413		136,413		21,684
1470620 Contractors & Professional Services		12,500		12,500		0
1472920 Other Costs		870		870		0
1470220 Executive Support - D & I Management		7,715		7,715		1,214
OPERATING INCOME						
1474130 Building Licences	133,000		133,000		131,024	
1474330 BRB & BCITF Commissions	1,300		1,300		163	
1474230 Fees & Charges (Inc GST)	3,400		3,400		592	
1474530 Fees & Charges (GST Free)	2,572		2,572		0	
OPERATING SUB TOTAL	<u>140,272</u>	<u>157,498</u>	<u>140,272</u>	<u>157,498</u>	<u>131,779</u>	<u>22,898</u>
TOTAL BUILDING CONTROL	<u>140,272</u>	<u>157,498</u>	<u>140,272</u>	<u>157,498</u>	<u>131,779</u>	<u>22,898</u>

**SHIRE OF BRIDGETOWN-GREENBUSHES
PROGRAM SUMMARY**

	2023-24 BUDGET		2023-24 AMENDED BUDGET		ACTUAL TO 31 August 2023	
	INCOME	EXPEND	INCOME	EXPEND	INCOME	EXPEND
	\$	\$	\$	\$	\$	\$
<u>ECONOMIC SERVICES</u>						
<u>ECONOMIC DEVELOPMENT</u>						
OPERATING EXPENDITURE						
1480020 Community Services Department		57,020		57,020		7,636
1481120 WBEA Project Funds		17,840		17,840		0
1481220 Electric Vehicle Charging Station		3,851		3,851		302
1480060 Non-recurrent Projects		64,500		64,500		2,000
OPERATING INCOME						
1480030 Various Reimbursements	3,000		3,000		296	
1480070 Non-recurrent Projects/Grants	25,000		25,000		0	
OPERATING SUB TOTAL	<u>28,000</u>	<u>143,211</u>	<u>28,000</u>	<u>143,211</u>	<u>296</u>	<u>9,938</u>
TOTAL ECONOMIC DEVELOPMENT	<u>28,000</u>	<u>143,211</u>	<u>28,000</u>	<u>143,211</u>	<u>296</u>	<u>9,938</u>

**SHIRE OF BRIDGETOWN-GREENBUSHES
PROGRAM SUMMARY**

	2023-24 BUDGET		2023-24 AMENDED BUDGET		ACTUAL TO 31 August 2023	
	INCOME	EXPEND	INCOME	EXPEND	INCOME	EXPEND
	\$	\$	\$	\$	\$	\$
<u>ECONOMIC SERVICES</u>						
OTHER ECONOMIC SERVICES						
OPERATING EXPENDITURE						
1500420 Water Supply Stand Pipes		45,510		45,510		6,146
OPERATING INCOME						
1500130 Sale of Water from Stand Pipes	40,000		40,000		6,248	
OPERATING SUB-TOTAL	<u>40,000</u>	<u>45,510</u>	<u>40,000</u>	<u>45,510</u>	<u>6,248</u>	<u>6,146</u>
TOTAL OTHER ECONOMIC SERVICES	<u>40,000</u>	<u>45,510</u>	<u>40,000</u>	<u>45,510</u>	<u>6,248</u>	<u>6,146</u>

**SHIRE OF BRIDGETOWN-GREENBUSHES
PROGRAM SUMMARY**

	2023-24 BUDGET		2023-24 AMENDED BUDGET		ACTUAL TO 31 August 2023	
	INCOME	EXPEND	INCOME	EXPEND	INCOME	EXPEND
	\$	\$	\$	\$	\$	\$
<u>OTHER PROPERTY & SERVICES</u>						
PRIVATE WORKS						
OPERATING EXPENDITURE						
1510320 Expenses		1,000		1,000		0
1510420 In-house Costs		103,816		103,816		16,420
OPERATING INCOME						
1513030 Fees & Charges	1,300		1,300		0	
1513130 Motor Vehicle Licensing Commission	81,500		81,500		6,736	
1054630 Sale of License Plates	340		340		103	
OPERATING SUB TOTAL	<u>83,140</u>	<u>104,816</u>	<u>83,140</u>	<u>104,816</u>	<u>6,839</u>	<u>16,420</u>
TOTAL PRIVATE WORKS	<u>83,140</u>	<u>104,816</u>	<u>83,140</u>	<u>104,816</u>	<u>6,839</u>	<u>16,420</u>

**SHIRE OF BRIDGETOWN-GREENBUSHES
PROGRAM SUMMARY**

	2023-24 BUDGET		2023-24 AMENDED BUDGET		ACTUAL TO 31 August 2023	
	INCOME	EXPEND	INCOME	EXPEND	INCOME	EXPEND
	\$	\$	\$	\$	\$	\$
<u>OTHER PROPERTY & SERVICES</u>						
<u>DEVELOPMENT & INFRASTRUCTURE</u>						
OPERATING EXPENDITURE						
1600220 Other Employee Costs		30,640		30,640		7,430
1600320 Superannuation		57,690		57,690		7,773
1600520 Materials & Contracts		5,899		5,899		3,042
1600620 Utility Charges		1,705		1,705		271
1600720 Vehicle Costs		17,511		17,511		1,277
1601020 In-house Services		108,604		108,604		21,587
1601620 Conferences		9,452		9,452		582
1601720 Training		9,029		9,029		0
1602420 Toolbox Meetings		2,103		2,103		344
1602620 Annual Leave		38,756		38,756		3,006
1600920 Public Holidays		20,726		20,726		0
1601420 Sick Leave		10,873		10,873		1,654
1601820 Long Service Leave		11,100		11,100		2,390
1601920 Staff Meetings		7,716		7,716		1,438
1602220 Assist State Government Departments		3,600		3,600		490
1602020 D & I Management Less Recovered		(335,404)		(335,404)		(52,002)
OPERATING INCOME						
1600930 Reimbursements	0		0		1,215	
OPERATING SUB TOTAL	0	0	0	0	1,215	(717)
TOTAL WORKS & SERVICES MANAGEMENT	0	0	0	0	1,215	(717)

**SHIRE OF BRIDGETOWN-GREENBUSHES
PROGRAM SUMMARY**

	2023-24 BUDGET		2023-24 AMENDED BUDGET		ACTUAL TO 31 August 2023	
	INCOME	EXPEND	INCOME	EXPEND	INCOME	EXPEND
	\$	\$	\$	\$	\$	\$
<u>OTHER PROPERTY & SERVICES</u>						
WASTE ACTIVITY UNIT						
OPERATING EXPENDITURE						
1610220 Other Employee Costs		6,845		6,845		2,821
1610320 Superannuation		19,183		19,183		2,552
1610520 Materials & Contracts		1,700		1,700		725
1610620 Utility Charges		395		395		64
1611020 In-house Services		42,114		42,114		7,012
1611520 Annual Leave		11,060		11,060		0
1611620 Public Holidays		1,228		1,228		0
1611720 Sick Leave		2,353		2,353		71
1612220 Long Service Leave		3,059		3,059		0
1611820 Training & Conferences		1,663		1,663		0
1610920 Supervision & Administration		73,678		73,678		13,152
1612020 Waste Activity Less Recovered		(163,278)		(163,278)		(23,755)
OPERATING SUB TOTAL		<u>0</u>		<u>0</u>		<u>2,642</u>
TOTAL WASTE ACTIVITY UNIT		<u>0</u>		<u>0</u>		<u>2,642</u>

**SHIRE OF BRIDGETOWN-GREENBUSHES
PROGRAM SUMMARY**

	2023-24 BUDGET		2023-24 AMENDED BUDGET		ACTUAL TO 31 August 2023	
	INCOME	EXPEND	INCOME	EXPEND	INCOME	EXPEND
	\$	\$	\$	\$	\$	\$
<u>OTHER PROPERTY & SERVICES</u>						
WORKS ACTIVITY UNIT						
OPERATING EXPENDITURE						
1630120		Supervision Costs	106,131	106,131		14,898
1630220		Other Employee Costs	62,268	62,268		21,770
1630320		Superannuation	143,351	143,351		17,821
1630420		On-call Allowance	15,600	15,600		2,400
1630520		Materials & Contracts	15,128	15,128		6,900
1630620		Utility Charges	3,090	3,090		394
1630720		Light Fleet Vehicle Costs	53,240	53,240		6,813
1631020		In-house Services	214,616	214,616		39,463
1631120		Annual Leave	111,382	111,382		18,211
1631220		Public Holidays	63,391	63,391		607
1631320		Sick Leave	35,541	35,541		6,190
1631520		Training & Conferences	21,226	21,226		8,423
1631620		General Duties	7,454	7,454		313
1631920		Toolbox Meetings	9,051	9,051		454
1631420		Long Service Leave	30,808	30,808		31,678
1630920		Supervision & Administration	216,308	216,308		34,171
1632120		Depot Maintenance	6,470	6,470		876
1632020		Works Activity Less Recovered	(1,115,055)	(1,115,055)		(153,686)
OPERATING INCOME						
1630030		Reimbursements	0	0		0
OPERATING SUB TOTAL						
			0	0		57,697
TOTAL WORKS ACTIVITY UNIT						
			0	0		57,697

**SHIRE OF BRIDGETOWN-GREENBUSHES
PROGRAM SUMMARY**

	2023-24 BUDGET		2023-24 AMENDED BUDGET		ACTUAL TO 31 August 2023	
	INCOME	EXPEND	INCOME	EXPEND	INCOME	EXPEND
	\$	\$	\$	\$	\$	\$
<u>OTHER PROPERTY & SERVICES</u>						
<u>FLEET ACTIVITY UNIT</u>						
OPERATING EXPENDITURE						
1640220 Other Employee Costs		3,341		3,341		1,209
1640320 Superannuation		7,687		7,687		1,139
1640520 Materials & Contracts		5,816		5,816		1,002
1640620 Utility Charges		560		560		101
1640720 Vehicle Costs		7,571		7,571		1,118
1641020 In-house Services		28,661		28,661		5,907
1641320 Annual Leave		6,232		6,232		0
1641420 Public Holidays		3,560		3,560		0
1641520 Sick Leave		1,326		1,326		976
1641620 Long Service Leave		1,724		1,724		0
1641720 Training & Conferences		1,152		1,152		0
1641820 General Duties		13,959		13,959		3,549
1641920 Toolbox Meetings		523		523		36
1640920 Supervision & Administration		11,572		11,572		1,659
1642120 Workshop Maintenance		1,535		1,535		0
1642020 Fleet Less Recovered		(95,219)		(95,219)		(14,480)
OPERATING SUB TOTAL		<u>0</u>		<u>0</u>		<u>2,217</u>
TOTAL FLEET ACTIVITY UNIT		<u>0</u>		<u>0</u>		<u>2,217</u>

**SHIRE OF BRIDGETOWN-GREENBUSHES
PROGRAM SUMMARY**

	2023-24 BUDGET		2023-24 AMENDED BUDGET		ACTUAL TO 31 August 2023	
	INCOME	EXPEND	INCOME	EXPEND	INCOME	EXPEND
	\$	\$	\$	\$	\$	\$
<u>OTHER PROPERTY & SERVICES</u>						
PLANT OPERATION COSTS						
OPERATING EXPENDITURE						
1540020 Depreciation - Plant & Equipment		318,177	318,177			0
1540120 Fuel & Oil		216,500	216,500			26,447
1540220 Tyres & Batteries		35,435	35,435			379
1540320 Parts & External Repairs		115,000	115,000			35,496
1540520 Insurance		47,214	47,214			19,209
1540720 Wear Parts		7,700	7,700			950
1541020 Vehicle Registration		15,930	15,930			12,111
1541220 Operator Repairs		14,702	14,702			3,032
1541320 Fleet Maintenance		135,072	135,072			19,853
1541420 Minor Equipment & Tools		9,400	9,400			1,343
1541520 Vehicle Lease		34,568	34,568			2,042
1542920 Plant Operations Costs Recovered		(949,698)	(949,698)			(113,077)
OPERATING INCOME						
1544030 Reimbursements	28,000		28,000		5,316	
OPERATING SUB TOTAL	<u>28,000</u>	<u>0</u>	<u>28,000</u>	<u>0</u>	<u>5,316</u>	<u>7,785</u>
TOTAL PLANT ACTIVITY UNIT	<u>28,000</u>	<u>0</u>	<u>28,000</u>	<u>0</u>	<u>5,316</u>	<u>7,785</u>

**SHIRE OF BRIDGETOWN-GREENBUSHES
PROGRAM SUMMARY**

	2023-24 BUDGET		2023-24 AMENDED BUDGET		ACTUAL TO 31 August 2023	
	INCOME	EXPEND	INCOME	EXPEND	INCOME	EXPEND
	\$	\$	\$	\$	\$	\$
<u>OTHER PROPERTY & SERVICES</u>						
MATERIALS						
OPERATING EXPENDITURE						
1555200 Materials Purchased		55,000		55,000		0
1555500 Less Materials Allocated		(55,000)		(55,000)		0
1562520 Fuel & Oil Purchased		232,000		232,000		24,255
1562620 Less Fuel & Oil Allocated		(232,000)		(232,000)		(22,564)
OPERATING SUB TOTAL		<u>0</u>		<u>0</u>		<u>1,691</u>
TOTAL MATERIALS		<u>0</u>		<u>0</u>		<u>1,691</u>

**SHIRE OF BRIDGETOWN-GREENBUSHES
PROGRAM SUMMARY**

	2023-24 BUDGET		2023-24 AMENDED BUDGET		ACTUAL TO 31 August 2023	
	INCOME	EXPEND	INCOME	EXPEND	INCOME	EXPEND
	\$	\$	\$	\$	\$	\$
<u>OTHER PROPERTY & SERVICES</u>						
SALARIES & WAGES						
OPERATING EXPENDITURE						
1560120 Gross Wages & Salaries		5,618,635		5,618,635		779,109
1563020 Workers Compensation		20,000		20,000		9,881
1562020 Less Wage & Salaries Allocated		(5,618,635)		(5,618,635)		(793,769)
1563220 Default Wages Account		0		0		0
OPERATING INCOME						
1563930 Reimbursements - Workers Compensatio	20,000		20,000		0	
OPERATING SUB TOTAL	<u>20,000</u>	<u>20,000</u>	<u>20,000</u>	<u>20,000</u>	<u>0</u>	<u>(4,779)</u>
TOTAL SALARIES & WAGES	<u>20,000</u>	<u>20,000</u>	<u>20,000</u>	<u>20,000</u>	<u>0</u>	<u>(4,779)</u>

**SHIRE OF BRIDGETOWN-GREENBUSHES
PROGRAM SUMMARY**

	2023-24 BUDGET		2023-24 AMENDED BUDGET		ACTUAL TO 31 August 2023	
	INCOME	EXPEND	INCOME	EXPEND	INCOME	EXPEND
	\$	\$	\$	\$	\$	\$
<u>OTHER PROPERTY & SERVICES</u>						
COIRPORATE SERVICES DEPARTMENT						
OPERATING EXPENDITURE						
1050220 Consultants		0		0		0
1050320 Superannuation		121,367		121,367		16,992
1051520 Workers Compensation Insurance		30,962		30,962		14,501
1051720 Motor Vehicle Costs		16,180		16,180		748
1051820 Conference Expenses		10,592		10,592		0
1052120 Other Employee Costs		5,125		5,125		233
1052720 Staff Training		18,657		18,657		38
1054120 Insurance		10,034		10,034		4,424
1054720 Annual Leave		76,810		76,810		4,994
1057220 Public Holidays		40,223		40,223		240
1050420 Sick Leave		19,952		19,952		11,897
1050820 Long Service Leave		21,755		21,755		0
1051620 In-house Costs		138,170		138,170		25,683
1056020 Corporate Services Less Recovered		(509,827)		(509,827)		(76,380)
OPERATING INCOME						
1050130 Reimbursements	0		0		0	
OPERATING SUB TOTAL	<u>0</u>	<u>0</u>	<u>0</u>	<u>0</u>	<u>0</u>	<u>3,371</u>
TOTAL ADMIN & FINANCE DEPARTMENT	<u>0</u>	<u>0</u>	<u>0</u>	<u>0</u>	<u>0</u>	<u>3,371</u>

**SHIRE OF BRIDGETOWN-GREENBUSHES
PROGRAM SUMMARY**

	2023-24 BUDGET		2023-24 AMENDED BUDGET		ACTUAL TO 31 August 2023	
	INCOME	EXPEND	INCOME	EXPEND	INCOME	EXPEND
	\$	\$	\$	\$	\$	\$
<u>OTHER PROPERTY & SERVICES</u>						
PROJECT MANAGEMENT DEPARTMENT						
OPERATING EXPENDITURE						
1730020 SALARIES & EMPLOYEE COSTS		276,297		276,297		3,843
1730120 MOTOR VEHICLE COSTS		12,282		12,282		0
1730220 MATERIALS & CONTRACTS		3,013		3,013		1,902
1730420 IN-HOUSE SERVICES COSTS		51,698		51,698		10,770
1730520 LESS RECOVERED FROM PROGRAMS		(343,290)		(343,290)		0
OPERATING SUB TOTAL		0		0		16,514
TOTAL PROJECT MANAGEMENT DEPARTMENT		0		0		16,514

**SHIRE OF BRIDGETOWN-GREENBUSHES
PROGRAM SUMMARY**

	2023-24 BUDGET		2023-24 AMENDED BUDGET		ACTUAL TO 31 August 2023	
	INCOME	EXPEND	INCOME	EXPEND	INCOME	EXPEND
	\$	\$	\$	\$	\$	\$
<u>OTHER PROPERTY & SERVICES</u>						
<u>BUILDING ASSETS DEPARTMENT</u>						
OPERATING EXPENDITURE						
1740020 Annual Leave		34,232		34,232		5,422
1740120 Public Holidays		15,557		15,557		441
1740220 Sick Leave		7,358		7,358		1,407
1740320 Long Service Leave		8,919		8,919		0
1740420 Superannuation		45,928		45,928		6,282
1740520 Workers Compensation Insurance		13,481		13,481		6,314
1740620 Motor Vehicle Costs		19,039		19,039		2,365
1740720 Other Employee Costs		3,815		3,815		320
1740820 Staff training		6,821		6,821		2,700
1740920 Supervision & Admin Building Maint.		92,412		92,412		13,439
1741020 Supervision & Admin Building Operations		45,516		45,516		6,755
1741120 Materials & Contracts		5,000		5,000		790
1741220 Insurance		4,453		4,453		2,227
1741320 In-house Costs		101,218		101,218		18,822
1741520 Building Asset Dept. Less Recovered		(403,749)		(403,749)		(57,303)
OPERATING SUB TOTAL		<u>0</u>		<u>0</u>		<u>9,979</u>
TOTAL BUILDING ASSETS DEPARTMENT		<u>0</u>		<u>0</u>		<u>9,979</u>

**SHIRE OF BRIDGETOWN-GREENBUSHES
PROGRAM SUMMARY**

	2023-24 BUDGET		2023-24 AMENDED BUDGET		ACTUAL TO 31 August 2023	
	INCOME	EXPEND	INCOME	EXPEND	INCOME	EXPEND
	\$	\$	\$	\$	\$	\$
<u>OTHER PROPERTY & SERVICES</u>						
CHIEF EXECUTIVE OFFICE						
OPERATING EXPENDITURE						
1750020 Annual Leave		42,705		42,705		2,936
1751620 Public Holidays		18,011		18,011		0
1751720 Sick Leave		8,785		8,785		2,493
1751020 Long Service Leave		13,695		13,695		0
1750120 Superannuation		56,305		56,305		8,137
1750220 Workers Compensation Insurance		16,139		16,139		7,558
1750320 Motor Vehicle Costs		25,956		25,956		721
1750420 Other Employee Costs		5,475		5,475		95
1750620 Staff Training		4,674		4,674		287
1750720 Development Salary Sacrifice		6,389		6,389		0
1750820 Conference Expenses		10,007		10,007		0
1750920 Consultants		0		0		0
1751120 Audit Fees		0		0		0
1751220 Advertising		0		0		0
1751320 Legal Expenses		0		0		0
1751420 Other Expenses		0		0		0
1753420 Insurance		4,311		4,311		1,859
1752120 In-house Costs		127,357		127,357		23,668
1752020 CEO Department Less Recovered		(339,809)		(339,809)		(45,868)
OPERATING INCOME						
1750030 Reimbursements	0		0		0	
OPERATING SUB TOTAL	<u>0</u>	<u>0</u>	<u>0</u>	<u>0</u>	<u>0</u>	<u>1,887</u>
TOTAL CHIEF EXECUTIVE OFFICER	<u>0</u>	<u>0</u>	<u>0</u>	<u>0</u>	<u>0</u>	<u>1,887</u>

**SHIRE OF BRIDGETOWN-GREENBUSHES
PROGRAM SUMMARY**

	2023-24 BUDGET		2023-24 AMENDED BUDGET		ACTUAL TO 31 August 2023	
	INCOME	EXPEND	INCOME	EXPEND	INCOME	EXPEND
	\$	\$	\$	\$	\$	\$
<u>OTHER PROPERTY & SERVICES</u>						
ADMINISTRATION & FINANCE ACTIVITY						
OPERATING EXPENDITURE						
1760120 Payroll		55,835		55,835		8,495
1760220 Creditors		88,984		88,984		15,995
1760320 Information Technology Support & Costs		238,304		238,304		94,561
1760420 Accounting		361,922		361,922		57,693
1760520 Bridgetown Admin Office Building Maint.		25,237		25,237		4,699
1760620 Bridgetown Admin Office Building Op.		181,770		181,770		19,429
1760720 Telephone, Mail & Reception		96,916		96,916		14,492
1760820 Office Supplies & Equipment		33,668		33,668		4,251
1760920 Occupational Health & Safety Committee		69,507		69,507		16,143
1761020 Records Management Costs		139,161		139,161		18,760
1761120 Motor Vehicle Licensing		103,816		103,816		16,420
1761320 Assets Management & Fair Value		155,163		155,163		37,211
1761620 Human Resources		128,041		128,041		24,825
1761720 Records Storage Facility Building Op.		1,614		1,614		65
1761820 Records Storage Facility Building Maint.		810		810		0
1762020 Recovered from Programs		(1,680,748)		(1,680,748)		(333,038)
OPERATING INCOME						
1760030 Reimbursements & Charges	2,422		2,422		0	
OPERATING SUB TOTAL	<u>2,422</u>	<u>0</u>	<u>2,422</u>	<u>0</u>	<u>0</u>	<u>0</u>
TOTAL ADMINISTRATION & FINANCE ACTIVITY	<u>2,422</u>	<u>0</u>	<u>2,422</u>	<u>0</u>	<u>0</u>	<u>0</u>

**SHIRE OF BRIDGETOWN-GREENBUSHES
PROGRAM SUMMARY**

	2023-24 BUDGET		2023-24 AMENDED BUDGET		ACTUAL TO 31 August 2023	
	INCOME	EXPEND	INCOME	EXPEND	INCOME	EXPEND
	\$	\$	\$	\$	\$	\$
<u>OTHER PROPERTY & SERVICES</u>						
DEVELOPMENT SERVICES DEPARTMENT						
OPERATING EXPENDITURE						
1770020 Annual Leave		40,077		40,077		1,524
1770120 Superannuation		55,312		55,312		7,432
1770220 Workers Compensation Insurance		15,727		15,727		7,366
1770320 Motor Vehicle Costs		42,742		42,742		7,245
1770420 Other Staff Costs		3,135		3,135		230
1770620 Staff Training		7,321		7,321		0
1770720 Supervision		13,563		13,563		2,106
1770820 Conference Expenses		6,061		6,061		0
1771020 Public Holidays		20,465		20,465		0
1771120 Sick Leave		8,527		8,527		3,236
1771220 Long Service Leave		11,085		11,085		0
1771520 Shared Environmental Health Officer		53,292		53,292		6,304
1772120 In-house Costs		144,931		144,931		26,382
1772920 Insurance		6,471		6,471		2,347
1772020 DS Department Less Recovered		(375,417)		(375,417)		(54,027)
OPERATING INCOME						
1770030 Reimbursements	55,957		55,957		0	
OPERATING SUB TOTAL	<u>55,957</u>	<u>53,292</u>	<u>55,957</u>	<u>53,292</u>	<u>0</u>	<u>10,144</u>
TOTAL PLANNING & ENVIRONMENT DEPART.	<u>55,957</u>	<u>53,292</u>	<u>55,957</u>	<u>53,292</u>	<u>0</u>	<u>10,144</u>

**SHIRE OF BRIDGETOWN-GREENBUSHES
PROGRAM SUMMARY**

	2023-24 BUDGET		2023-24 AMENDED BUDGET		ACTUAL TO 31 August 2023	
	INCOME	EXPEND	INCOME	EXPEND	INCOME	EXPEND
	\$	\$	\$	\$	\$	\$
<u>OTHER PROPERTY & SERVICES</u>						
COMMUNITY SERVICES DEPARTMENT						
OPERATING EXPENDITURE						
1780020 Annual Leave		14,923		14,923		5,694
1780420 Public Holidays		7,620		7,620		0
1780620 Sick Leave		5,281		5,281		728
1780720 Long Service Leave		4,128		4,128		0
1780120 Superannuation		19,746		19,746		2,779
1780220 Workers Compensation Insurance		6,283		6,283		2,942
1780920 Other Staff Costs		1,170		1,170		214
1780520 Staff Training		2,688		2,688		0
1780820 Conference Expenses		2,843		2,843		700
1783020 Insurance		2,180		2,180		1,386
1782120 In-house Costs		50,808		50,808		9,684
1782020 Less Recovered from Programs		(117,670)		(117,670)		(15,840)
OPERATING INCOME						
1780030 Reimbursements	0		0		0	
OPERATING SUB TOTAL	<u>0</u>	<u>0</u>	<u>0</u>	<u>0</u>	<u>0</u>	<u>8,287</u>
TOTAL COMMUNITY SERVICES DEPARTMENT	<u>0</u>	<u>0</u>	<u>0</u>	<u>0</u>	<u>0</u>	<u>8,287</u>

**SHIRE OF BRIDGETOWN-GREENBUSHES
PROGRAM SUMMARY**

	2023-24 BUDGET		2023-24 AMENDED BUDGET		ACTUAL TO 31 August 2023	
	INCOME	EXPEND	INCOME	EXPEND	INCOME	EXPEND
	\$	\$	\$	\$	\$	\$
<u>OTHER PROPERTY & SERVICES</u>						
UNCLASSIFIED						
OPERATING EXPENDITURE						
1790320 Donations - Hire Charges & Fees		3,500		3,500		0
1790420 Donations - Approved by CEO		1,500		1,500		600
1790820 Sale of Land General Expenses		4,000		4,000		0
1052820 Sundry Expenses		100		100		(0)
1790220 General Insurance Claims		20,000		20,000		8,609
OPERATING INCOME						
1790130 Insurance Claims Reimbursed	20,000		20,000		12,669	
1790330 Other Reimbursements	1,500		1,500		1,500	
OPERATING SUB TOTAL	<u>21,500</u>	<u>29,100</u>	<u>21,500</u>	<u>29,100</u>	<u>14,169</u>	<u>9,208</u>
CAPITAL EXPENDITURE						
1790040 Purchase of Land		17,500		17,500		0
CAPITAL SUB TOTAL	<u>0</u>	<u>17,500</u>	<u>0</u>	<u>17,500</u>	<u>0</u>	<u>0</u>
TOTAL UNCLASSIFIED	<u>21,500</u>	<u>46,600</u>	<u>21,500</u>	<u>46,600</u>	<u>14,169</u>	<u>9,208</u>

In accordance with Council Policy 'FM 13 - Budget Management' the following budget adjustments are recommended.

Determined by the CEO and Subsequently Reported to Council

Budget overspends can be approved by the CEO at general ledger or job level for amounts up to \$20,000 or 20% whichever is the lesser with identified offset savings.

Budget overspends can be approved by the CEO at general ledger or job level for any amount subject to receipt of additional revenue directly linked to the expenditure item.

General Ledger/ Job Account	General Ledger/ Job Account Description	Nature of Expenditure or Income to be Amended	Current Budget	Overspend and Proposed Offset Amounts	New Budget	Budget Variation Explanation
CP05	Greenbushes CBD Parking & Safety Enhancement	Materials & Contracts	\$205,240	-\$166,606	\$38,634	Adjustment to carry forward project budget - Budget reduced due to receipt of 2022/23 invoice after budget preparation.
1414130.64	Car Park Grants & Contributions - Capital Grants - Federal Government	Capital Grants - Federal Government	-\$149,862	\$149,862	\$0	Adjustment to carry forward project funding - Reduction in grant funds to be received in 2023/24 due to receipt of 2022/23 invoice after budget preparation.
Reserve 126	Strategic Projects Reserve	Transfer from Reserve	-\$49,864	\$16,744	-\$33,120	Adjustment to carry forward project funding - Reduction in reserve funding required in 2023/24 due to receipt of 2022/23 invoice after budget preparation.
CP05	Greenbushes CBD Parking & Safety Enhancement	Materials & Contracts	\$38,634	\$33,499	\$72,133	Increase in project scope - Replace hazardous asbestos fence.
1414130.92	Car Park Grants & Contributions - Capital Contributions	Capital Contributions	\$0	-\$33,499	-\$33,499	Third party funding for replacement of hazardous asbestos fence.
		Totals	\$44,148	\$0	\$44,148	

Authorised by the Shire President

Section 6.8 (1)(c) of the Local Government Act 1995 provides for additional purpose expenditure when authorised in advance by the Shire President in an emergency.

General Ledger/ Job Account	General Ledger/ Job Account Description	Nature of Expenditure or Income to be Amended	Expenditure Amount	Emergency Expenditure Explanation
	Nil			
		Total	\$0	

SHIRE OF BRIDGETOWN-GREENBUSHES
BUDGET MANAGEMENT REPORT - AUGUST 2023

Council Budget Amendments

Expenditure above the current budget and outside the parameters set in policy FM 13 - Budget Management, or any expenditure at all for an additional purpose, requires a variation to the budget to be decided by the Council before funds are committed.

General Ledger/ Job Account	General Ledger/ Job Account Description	Nature of Expenditure or Income to be Amended	Current Budget	Overspend and Proposed Offset Amounts	New Budget	Budget Amendment Request Explanation
22IN	Greenbushes Youth Precinct (Stage 1)	Materials & Contracts	\$397,330	\$19,711	\$417,041	Increase required to fund landscaping works surrounding the Greenbushes skate park.
16IN	Bridgetown Youth Precinct (Stage 2)	Materials & Contracts	\$175,000	-\$14,000	\$161,000	Transfer of surplus funds due to reduced scope of this project to the Greenbushes Youth Precinct project.
02IM	Greenbushes Skate Park Infrastructure Maintenance	Materials & Contracts	\$10,490	-\$5,711	\$4,779	Transfer of surplus funds due to savings in the Greenbushes skate park sealing works.
PJ95	Bridgetown CBP Water Restoration Project (Geegelup Brook - Concept Stage)	Materials & Contracts	\$92,000	\$65,000	\$157,000	Amalgamation of PJ95 and PJ127 plus additional funding of \$25,000 to cover cost of the requirements to facilitate approval under the Aboriginal Heritage Act.
PJ127	Bridgetown CBP Water Restoration Project (Geegelup Brook - Detail Design Stage)	Materials & Contracts	\$40,000	-\$40,000	\$0	Transfer of budget to PJ95.
Reserve 126	Strategic Projects Reserve	Transfer from Reserve	\$0	-\$25,000	-\$25,000	Transfer from reserve to fund the Aboriginal Heritage Act approval process required for the Geegelup Brook project.
		Totals	\$714,820	\$0	\$714,820	

Collated Data Geegelup Brook Project (6 December)

Method

- Participants divided amongst the following five categories and brainstormed their vision of Geegelup Brook and surrounding infrastructure:
 - Environment, interpretation and protection of flora and fauna
 - Heritage & Culture, interpretation of heritage, history, and Indigenous significance
 - Tourism & Parking, tourism and providing rear access for cafes/businesses (including parking)
 - Trails, developing walk/other trails
 - Other
- Then, each table voted using stickers on their preferred topic
- The topic with the highest votes was expanded on by the group
- Lastly, the participants swapped to a new table (topic) and repeated the above steps

Participants

Approximately 15 members from various personal and professional backgrounds

Main Takeaways

- Re-naturalise the creek's appearance by removing concrete walls, allow for a natural meandering rather than rigid structure
 - Use natural filtration methods by using reeds, etc.
 - Minimise manmade structures and use less intrusive pathways like boardwalks over the brook
 - Maintain Western side as natural
 - Eastern side can have built up infrastructure e.g. parking, walk trails, shops
- Flooding risk must be considered and mitigated
- Consult aboriginal elders and historians to better understand the brook's historical existence, prevalence and meaning
 - Tie this in with interpretative signage describing historical use and descriptions of native flora/fauna
- Ensure the trail has a flow-on effect to existing trails - accessibility is key
- Consider expanding the art trail with use of murals on adjacent buildings
- Consider encouraging local businesses to build up their Geegelup-brook side infrastructure with decks (car park underneath), boardwalks, murals, etc.

Raw Data

Environment, interpretation and protection of flora and fauna

Topic	Votes
weed removal and ongoing management	1
remove cement, allow brook to widen and meander	3
expert consultation to renaturalise the water flow, riffles, rock pools	4
interpretive signage including historical photos and artwork of flora and fauna and indigenous food usage, etc.	1
integrating with environment i.e. boardwalk in wetland areas, natural dirt	
allow duck access to creek	
revegetate with native reeds, rushes, sedges, etc.	2
Trees trees trees and understory	
Maintained keep it weed-free maintenance plan	1
Walkways to Blackwood Somme Creek Riverloop all connected	1
Wildlife/habitat restoration project with interpretive signs of fish macro-invertebrates but with indigenous names	2
Macro-invertebrates studies	
Areas for sitting, shaded areas quiet spaces for reflection not gazebos - trees	1
Banks meandering brook no concrete walls/straight lines by filtering system for hydrocarbons from business and car park	1
Functioning ecosystem accessible to community by walkways and cycleways but not dominated by human interaction	1
Less manmade control and manipulation allow nature to heal and determine restoration	1
Revetment* mattress If used well considered for flood mitigation but preferably not concrete but don't use if not needed best to use vegetation	1

***Note on revetment mattress:** When Shire reviewed butcher paper they were unsure of spelling, after community input, spelling has been corrected and added to the table. The origin of revetment mattress as it relates to Bridgetown, comes from Richard Wittenoom’s Bridgetown Flood Mitigation report in 2014, provided by Lynn Moss for the Shire’s review.

*“The north and south sections of the upgraded channel will need to be steep sided and fully lined with concrete filled **revetment mattress**. This means that there will be little scope for channel or bank landscaping or waterway rehabilitation in these sections”. – Richard Wittenoom, **Bridgetown Flood Mitigation Study 2014***

Revetment (noun) especially in fortification) a retaining wall or facing of masonry or other material, supporting or protecting a rampart wall, etc.

Expert consultation to design and renaturalise watercourse

- Local expert input
- Remove cement drain
- Create natural pools
- Ripples, meanders
- Consult historical evidence to try to recreate original watercourse
- Ongoing weed management plan
- Flood mitigation natural options i.e. pools, wetlands, meanders

Restoration of the Natural Function of the Geegelup Brook

- Soft sensitive, tapered, meandering
- Removal of concrete drain and restore banks
- Usage of natural materials, rocks, rushes, sedges for biofiltering, rocks and vegetation for stabilisation, having natural system shapes i.e. pools, ripples
- Passive recreation
- Minimum man-made structures like gazebos
- Boardwalk would be nice (wooden)
- Implemented in a sensitive way wherever possible and minimise damage to ecosystem

1. Beautification
2. Restoration
3. Protection
4. Education
5. Regeneration

Trails

Topic	Votes
Enable bike and foot travel along Creek	
East side of brook and head down towards Bridgetown Hotel	

Food trail: Heritage Orchard industry Aboriginal food	2
Connect with existing paths to create meaningful transient route	2
Appropriate and environmentally friendly maintenance	1
Examples of water containment e.g log jams, mini dams	1
Ensure accessibility for those with mobility issues and children, elderly	1
Integrated community footpath: coloured path pedestrian access to north along highway, heritage signage	1
Walk trail to join up with Blackwood River walk trail, join up to Somme Creek Parkland and Pioneer Park	3
On Geegilup Brook keep trails on eastern side (keep western side natural)	3
Use boardwalks extensively	1
Not too many structure	1
Interpretive signage not too busy	2

Connected & integrated pedestrian access

- Continuous unimpeded path i.e. tennis club, wattleseed barn
- Graduated (level) path to enable inclusive multi-purpose
- Signage to clarify connections to pre-existing infrastructure
- Keep eastern side of brook for infrastructure walk trails
- Shire to negotiate with land owner behind shops (car park) for as wide an area as possible
- Elevated Boardwalk on west side of brook if required vegetation mostly on either side of path
- Walk trail to be accessible for wheelchairs disability, small kids

Creating an Art Trail

- Form group of consulted local artists
- Murals on blank wall at back of shops
- Involve youth i.e. Blackwood youth action and schools
- Involve older residents i.e. Friendship Club and Red Hat Ladies
- Sculptures, indigenous culture represented
- Places to sit gazebos for musical interlude

Tourism

Topic	Votes
Geegilup Brook could be part of the Art Trail	3

Western side of the brook could have on native plants (steep)	2
Eastern side can have built up infrastructure example parking, walk trails, shops	1
Back of shops could have painted murals	1
More bridges for pedestrians to cross over the brook	2
Construct a gazebo for Instagram photos like weddings	
Use scenes of Geegelup Brook in brochures	

Rear Access to Cafes with Outdoor Seating

- Better marked parking bays immediately behind businesses
- With clearly demarcated parking bays space can be created for hospitality
- Create raised verandah deck behind businesses with parking underneath
- Control of runoff
- Build on/use current infrastructure
- Courtyard at base of the Emporium and the space at the community kiosk
- Enthuse the local businesses along the strip to co-invest in a deck

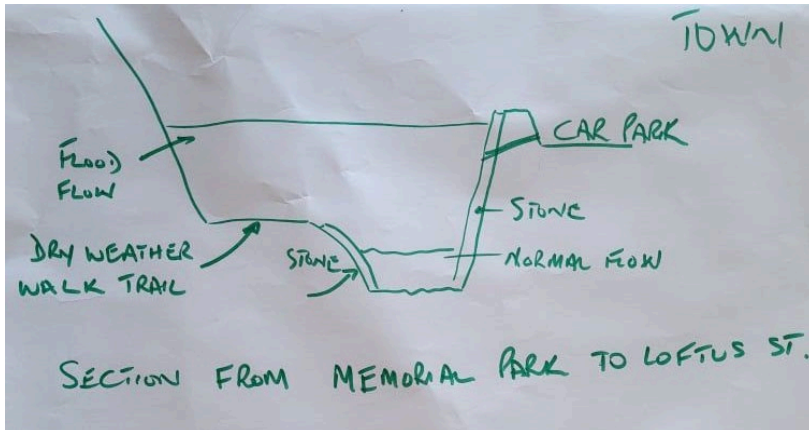
Other

Topic	Votes
Replace concrete wall on Western side with stone	1
Development should be amalgamation of beautiful ? end and ? basin to hold peak flow in flood	1
Attractive area for a public that is accessible	1
Add natural rock bridges to cross creek	1
Project should start for the upstream from tennis club to allow for removal of blockages to flow	1
Designed and engineered to mitigate flood	1
Designed to meander and have ripples	
Creation of a recreational space that connect town to River	2
No concrete walls	2

Creation of Recreational Space that Connects Town & River

- Design a walk path from the North Information Bay to Blackwood River on Western Bank of the creek

- Redesign Creek and ensure the flood mitigation measures are there
- Attractive stone walls on both sides of the creek
- Widen Creek to allow for natural flow and meandering



Heritage & Culture

Topic	Votes
There is no recognition of local aboriginal heritage at all at present	1
Clean up weeds tree litter from edges and surrounding hill	1
Research the Aboriginal and non-aboriginal history of the creek	3
Make the brook more accessible to the public	
Add tasteful signs of a sense of History interpretive signage and storyboards sensitive communication with Elders	4
Research what the creek was like before it became a drain	1
Move the car park so the area can be utilised	
Research and replant with signage indigenous Flora	2
Incorporate multiple pedestrian crossing points	
Healing and reconciliation artwork for Stolen Generation with information	2
History of shops and who occupied them and past lives at back of shops	2

Biofiltering examples of water usage dams Dykes log down stepping stones, ripples aeration rapids educational signage	1
Signage - history of brook	
Audio interpretation of indigenous and early settlement and history, QR codes audio connections headphones	2
Consulting with Elders on history and significance of Geegelup and Blackwood	
Indigenous cultural tours engaging with Undalup Association	1
Examples of land usage by farmers and indigenous	

Interpretive signage history Flora/Fauna

- Get in touch with local Aboriginal elders
- Engage a researcher/historian to investigate the indigenous local history
- Local Historical Society for non-Aboriginal perspective
- Involve landcare
- Research what other similar size town have
- Get in touch with local Aboriginal elders
- Engage a researcher/historian to investigate the indigenous local history
- Local Historical Society for non-Aboriginal perspective
- Research what other similar size town have done

Examples of water usage by:

Farmers/indigenous

E.g.

- Dams
- dikes
- log jams
- stepping stones
- Biofiltering importance
- Educational signage

Manjimup Timber Park Creek line for inspiration

Post-workshop comments

- Consider traditional fire management (via consultation with native elders) to manage native flora.
 - Restore Noongar burning to replace long fire exclusion.
- Consider requesting assistance from the Bunbury Regional Prison
- Review past Shire efforts for the Geegelup Brook and determine which efforts did or did not proceed
- Consider having the consultation at different times rather than at dinner time for people with families to join
 - Consider having consultation at location like Family and Community Centre so kids have space to play and move around

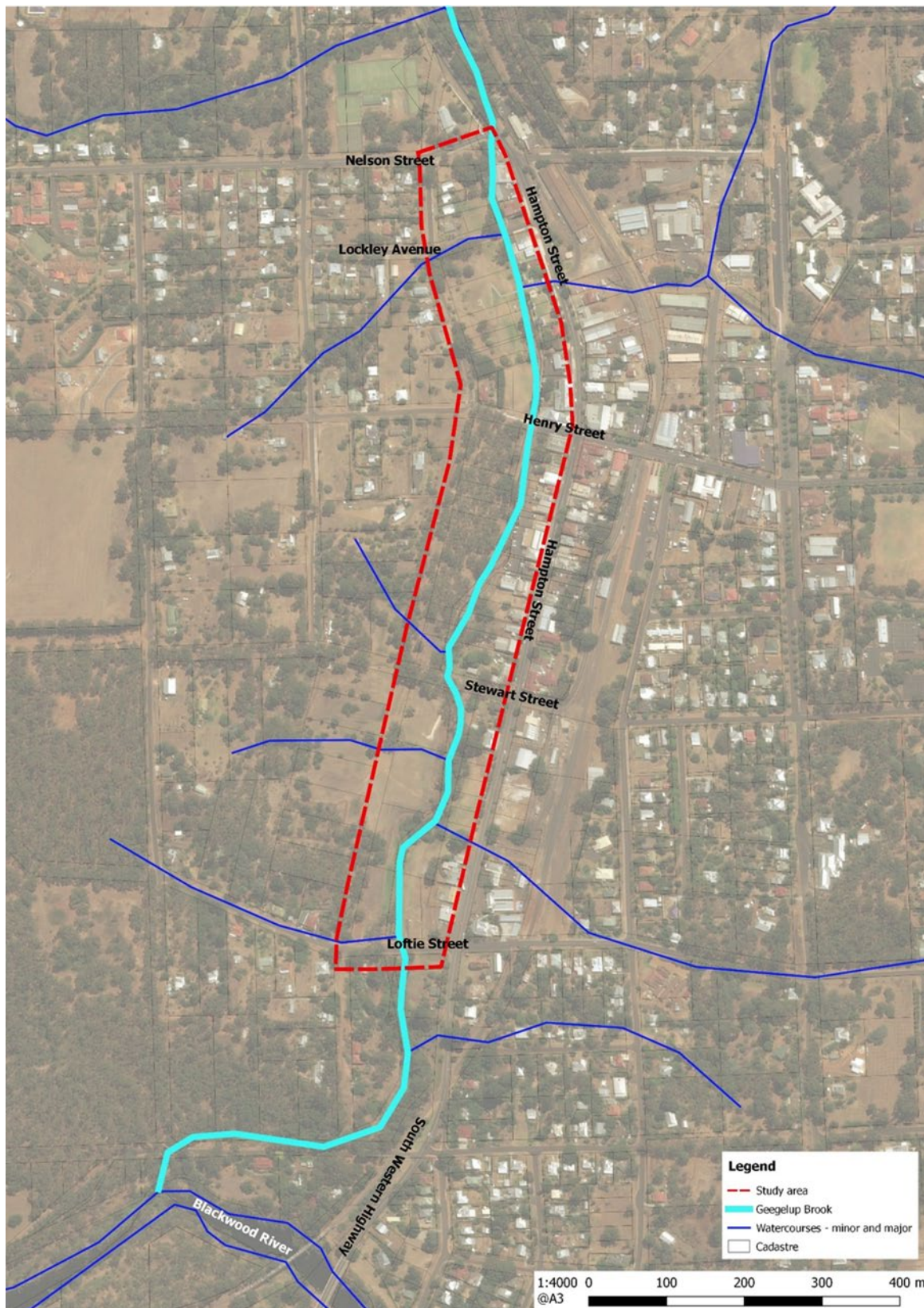
Note: We received ample beneficial information regarding flood mitigation and risk. This information including reports will be provided to both our Executive Leadership Team and relevant consultants as the project progresses.

Where to from here?

The content of this document will inform the Shire's Executive Leadership Team and relevant consultant's progress on the project. That progress will follow a 4 step process:

1. Preparation of a brief to outline the works required to progress development of a documented concept design and preliminary costings (to include further community engagement). This stage will include consultation with relevant specialists (i.e. flood mitigation; indigenous etc.).
2. When finalised, the concept design and preliminary costings will inform the development of a business case which will include funding model; project development costs; ongoing operational cost estimates; economic modelling; social and community benefit analysis.
3. The business case will then be utilised to seek investment and funding and inform Council decision making.
4. Once funded, tender appropriate detailed design and costings will be progressed for the project to go to tender (and subsequently be constructed).

Geegelup Brook Study Area



Attachment 11

ROADWORK NOTES

1. ALL KERB RETURNS AT INTERSECTIONS TO BE 12m RADIUS UNLESS SHOWN OTHERWISE.
2. FOR SET OUT DETAILS OF REFER TO KERB GRADING DRAWINGS No. 601.
3. ALL KERB TO BE MOUNTABLE TYPE UNLESS OTHERWISE SHOWN. (ALL MOUNTABLE KERBING ON A RADIUS OF 40m OR LESS MUST BE KEYED).
4. TRANSITIONS BETWEEN DIFFERENT KERB SECTIONS SHALL BE MADE OVER A LENGTH OF 2m AND SHALL COMMENCE AT THE TANGENT POINT OF KERB RETURNS IN THE CASE OF INTERSECTIONS.
5. ALL CONSTRUCTION SHALL MAKE SMOOTH CONNECTION TO EXISTING WORK.
6. UNLESS INSTRUCTED OTHERWISE, ALL EXISTING TREES AND VEGETATION SHALL NOT BE DISTURBED. CLEARING OUTSIDE OF ROAD RESERVES SHALL NOT BE DONE WITHOUT APPROVAL OF THE SUPERINTENDENT.

LEGEND

- STAGE BOUNDARY
- PROPOSED ROAD KERB LINE
- EXISTING ROAD SEAL EDGE
- PROPOSED CONCRETE PATH
- PAVEMENT TYPE 1
 - ASPHALT - 30mm AC10
 - 7mm EMULSION PRIME
 - BASE COURSE - 200mm GRAVEL COMPACTED TO 98% MMDD
- PAVEMENT TYPE 2
 - TRIM EXISTING GRAVEL SURFACE
 - RED ASPHALT - 30mm AC10 OVERLAY
 - 7mm EMULSION PRIME
 - ADJUST TO SUIT EXISTING TREE
- EXISTING BLACK ASPHALT
- EXISTING RED ASPHALT
- PROPOSED 100mm THICK CONCRETE INFILL

KERB TYPE LEGEND

- MOUNTABLE KERB (MK)
- BARRIER KERB (BK)
- FLUSH KERB (FK)

METADATA

SURVEY PROVIDED BY: LEVEL SURVEYS
 SURVEY DATE: 12/3/23
 PROJECTION ZONE: MGA94
 HEIGHT DATUM: AHD
 WAPC No: ---

ISSUE

ISSUED AS PRELIMINARY

EDGELOE
Engineering

CLIENT

BCP

PROJECT

GREENBUSHES CAR PARK

ADDRESS

CORNER STANIFER STREET & BLACKWOOD ROAD

DRAWING TITLE

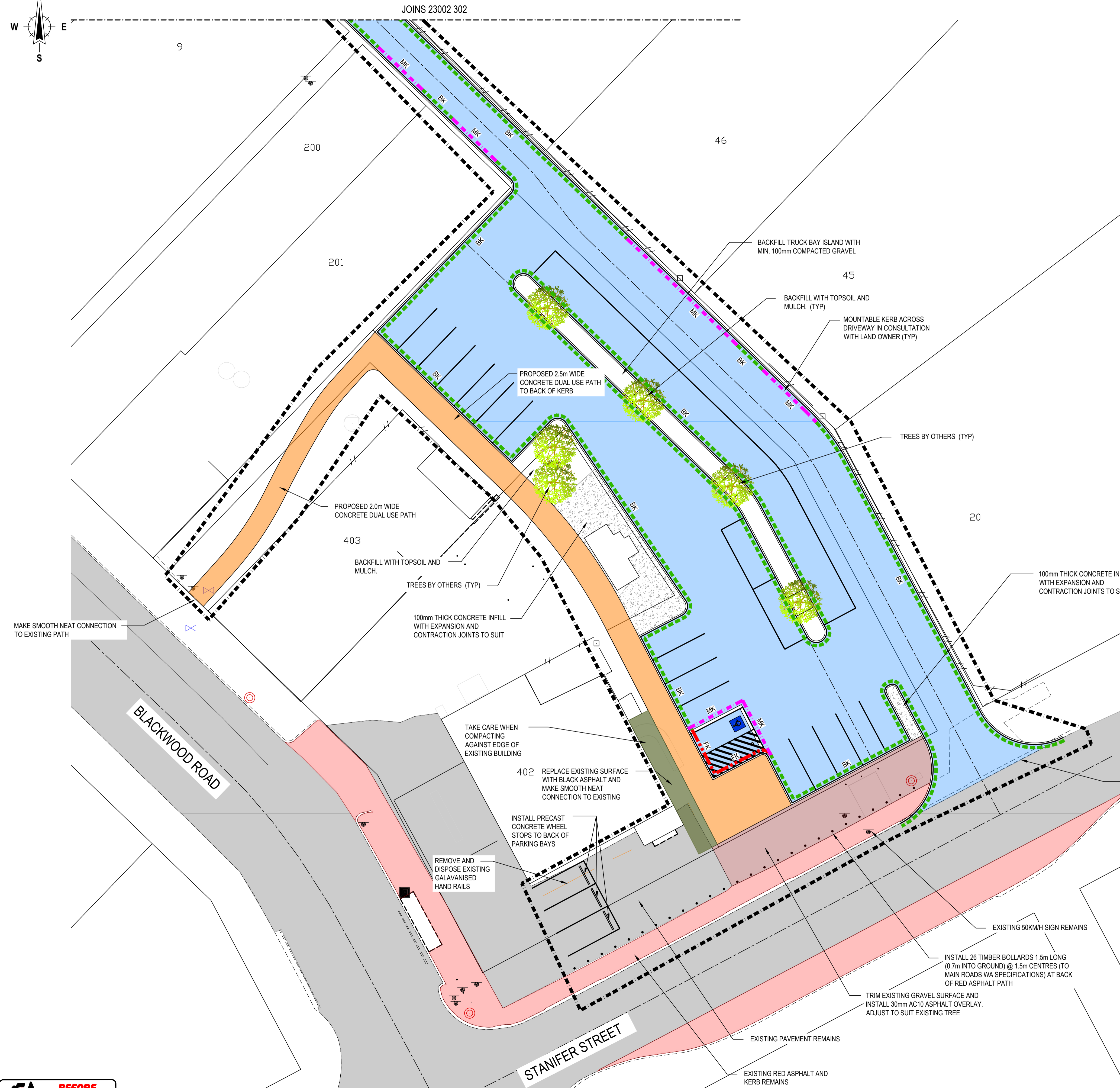
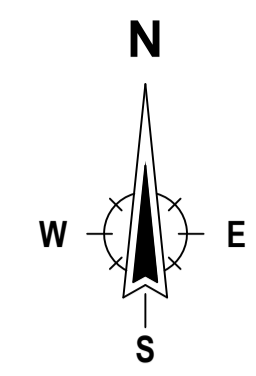
ROAD WORKS PLAN 1 OF 2

PROJECT No.
23002

DRAWING No.
301

SCALE 1:200

REVISION
A 1



© COPYRIGHT
 This document and the copyright contained in this document is the property of Edgeloe Engineering Pty Ltd and must not be used, copied, reproduced, modified, adapted or developed wholly or in part without the prior written consent of Edgeloe Engineering Pty Ltd.

DISCLAIMER
 ALL DIMENSIONS TO BE CHECKED ON SITE BY CONTRACTOR PRIOR TO CONSTRUCTION. USE WRITTEN DIMENSIONS ONLY. DO NOT SCALE. NOT FOR CONSTRUCTION UNLESS STAMPED BY CERTIFYING AUTHORITY

Attachment 12

ROADWORK NOTES

- FOR SET OUT DETAILS OF REFER TO KERB GRADING DRAWINGS No. 601.
- ALL KERB TO BE MOUNTABLE TYPE UNLESS OTHERWISE SHOWN. (ALL MOUNTABLE KERBING ON A RADIUS OF 40m OR LESS MUST BE KEVED).
- TRANSITIONS BETWEEN DIFFERENT KERB SECTIONS SHALL BE MADE OVER A LENGTH OF 2m AND SHALL COMMENCE AT THE TANGENT POINT OF KERB RETURNS IN THE CASE OF INTERSECTIONS.
- ALL CONSTRUCTION SHALL MAKE SMOOTH CONNECTION TO EXISTING WORK.
- UNLESS INSTRUCTED OTHERWISE, ALL EXISTING TREES AND VEGETATION SHALL NOT BE DISTURBED. CLEARING OUTSIDE OF ROAD RESERVES SHALL NOT BE DONE WITHOUT APPROVAL OF THE SUPERINTENDENT.

LEGEND

- STAGE BOUNDARY** (Dashed black line)
- PROPOSED ROAD KERB LINE** (Solid black line)
- EXISTING ROAD SEAL EDGE** (Dashed grey line)
- PAVEMENT TYPE 1**
 - ASPHALT - 30mm AC10
 - 7mm EMULSION PRIME
 - BASE COURSE - 200mm GRAVEL COMPACTED TO 98% MMDD
- PAVEMENT TYPE 2**
 - TRIM EXISTING GRAVEL SURFACE
 - RED ASPHALT - 25mm AC10 OVERLAY
 - 7mm EMULSION PRIME
 - ADJUST TO SUIT EXISTING TREE
- EXISTING BLACK ASPHALT** (Grey fill)
- EXISTING RED ASPHALT** (Red fill)

KERB TYPE LEGEND

- MOUNTABLE KERB (MK)** (Dashed pink line)
- BARRIER KERB (BK)** (Dashed green line)
- FLUSH KERB (FK)** (Dashed red line)
- SEMI MOUNTABLE KERB (SMK)** (Dashed orange line)

METADATA

SURVEY PROVIDED BY: LEVEL SURVEYS
 SURVEY DATE: 12/3/23
 PROJECTION ZONE: MGA94
 HEIGHT DATUM: AHD
 WAPC No: ---

ISSUED AS PRELIMINARY

EDGELOE
Engineering

CLIENT

BCP

PROJECT

GREENBUSHES CAR PARK

ADDRESS

CORNER STANIFER STREET & BLACKWOOD ROAD

DRAWING TITLE

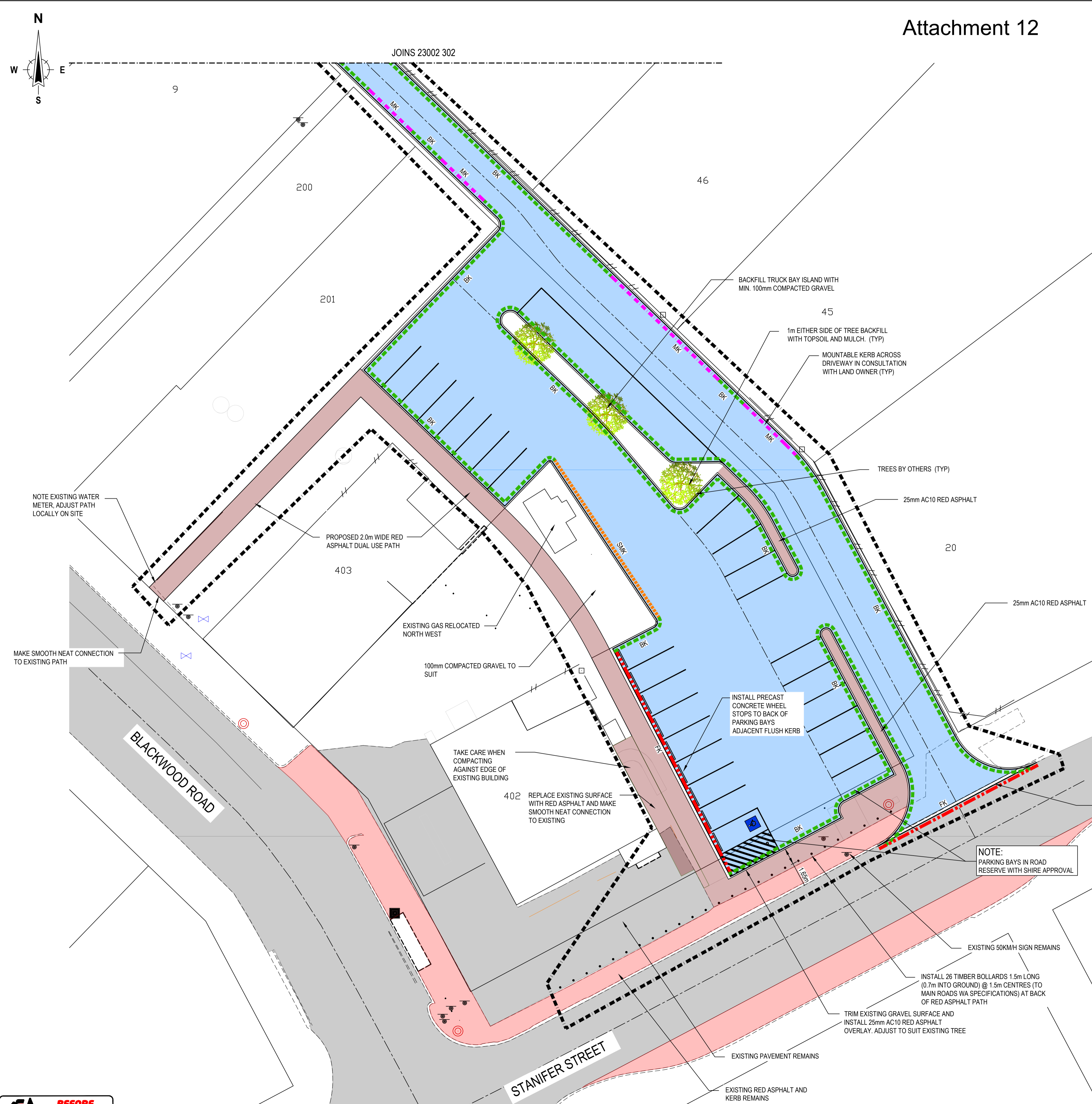
ROAD WORKS PLAN 1 OF 2

PROJECT No.
23002

DRAWING No.
301

SCALE 1:200













REVISION
A 1 B



© COPYRIGHT
 This document and the copyright contained in this document is the property of Edgeloe Engineering Pty Ltd and must not be used, copied, reproduced, modified, adapted or developed wholly or in part without the prior written consent of Edgeloe Engineering Pty Ltd.

DISCLAIMER
 ALL DIMENSIONS TO BE CHECKED ON SITE BY CONTRACTOR PRIOR TO CONSTRUCTION. USE WRITTEN DIMENSIONS ONLY, DO NOT SCALE. NOT FOR CONSTRUCTION UNLESS STAMPED BY CERTIFYING AUTHORITY

AUSTROADS Vehicle Classification System

Level 1	Level 2		Level 3	AUSTROADS Classification		
Length (indicative)	Axles and Axle Groups		Vehicle Type			
Type	Axles	Groups	Typical Description	Class	Parameters	Typical Configuration
Short up to 5.5m	LIGHT VEHICLES					
		1 or 2	Short Sedan, Wagon, 4WD, Utility, Light Van, Bicycle, Motorcycle, etc	1	$d(1) \leq 3.2\text{m}$ and axles = 2	
Medium 5.5m to 14.5m	3, 4 or 5	3	Short - Towing Trailer, Caravan, Boat, etc	2	groups = 3 $d(1) \geq 2.1\text{m}$, $d(1) \leq 3.2\text{m}$, $d(2) \geq 2.1\text{m}$ and axles = 3, 4 or 5	
	HEAVY VEHICLES					
	2	2	Two Axle Truck or Bus	3	$d(1) > 3.2\text{m}$ and axles = 2	
	3	2	Three Axle Truck or Bus	4	axles = 3 and groups = 2	
	> 3	2	Four Axle Truck	5	axles > 3 and groups = 2	
Long 11.5m to 19.0m	3	3	Three Axle Articulated Three axle articulated vehicle, or Rigid vehicle and trailer	6	$d(1) > 3.2\text{m}$, axles = 3 and groups = 3	
	4	> 2	Four Axle Articulated Four axle articulated vehicle, or Rigid vehicle and trailer	7	$d(2) < 2.1\text{m}$ or $d(1) < 2.1\text{m}$ or $d(1) > 3.2\text{m}$ axles = 4 and groups > 2	
	5	> 2	Five Axle Articulated Five axle articulated vehicle, or Rigid vehicle and trailer	8	$d(2) < 2.1\text{m}$ or $d(1) < 2.1\text{m}$ or $d(1) > 3.2\text{m}$ axles = 5 and groups > 2	
	≥ 6	> 2	Six Axle Articulated Six axle articulated vehicle, or Rigid vehicle and trailer	9	axles = 6 and groups > 2 or axles > 6 and groups = 3	
Medium Combination 17.5m to 36.5m	> 6	4	B Double B Double, or Heavy truck and trailer	10	groups = 4 and axles > 6	
	> 6	5 or 6	Double Road Train Double road train, or Medium articulated vehicle and one dog trailer (M.A.D.)	11	groups = 5 or 6 and axles > 6	
Large Combination Over 33.0m	> 6	> 6	Triple Road Train Triple road train, or Heavy truck and three trailers	12	groups > 6 and axles > 6	

Definitions:
 Group: Axle group, where adjacent axles are less than 2.1m apart
 Groups: Number of axle groups
 Axles: Number of axles (maximum axle spacing of 10.0m)

$d(1)$: Distance between first and second axle
 $d(2)$: Distance between second and third axle

MetroCount Traffic Executive Daily Classes

DailyClass-38 Page 1

DailyClass-38 -- English (ENA)**Datasets:**

Site: [203_000270_000034] Stanifer Street SLK 0.34
Attribute: Stanifer Street
Direction: 6 - West bound A>B, East bound B>A. Lane: 0
Survey Duration: 0:00 Tuesday, 17 May 2022 => 14:06 Thursday, 16 June 2022,
Zone:
File: 202206-SLK0.34-2030270-Stanifer St.EC0 (Plus)
Identifier: QS64FS7B MC5900-X13 (c)MetroCount 09Nov16
Algorithm: Factory default axle (v5.06)
Data type: Axle sensors - Paired (Class/Speed/Count)

Profile:

Filter time: 0:00 Tuesday, 17 May 2022 => 0:00 Wednesday, 15 June 2022 (29)
Included classes: 1, 2, 3, 4, 5, 6, 7, 8, 9, 10, 11, 12
Speed range: 10 - 160 km/h.
Direction: North, East, South, West (bound), P = East, Lane = 0-16
Separation: Headway > 0 sec, Span 0 - 100 metre
Name: Default Profile
Scheme: Vehicle classification (AustRoads94)
Units: Metric (metre, kilometre, m/s, km/h, kg, tonne)
In profile: Vehicles = 44413 / 47428 (93.64%)

Daily Classes**DailyClass-38**

Site: 203_000270_000034.0.1WE
Description: Stanifer Street SLK 0.34
Filter time: 0:00 Tuesday, 17 May 2022 => 0:00 Wednesday, 15 June 2022
Scheme: Vehicle classification (AustRoads94)
Filter: Cls(1-12) Dir(NESW) Sp(10,160) Headway(>0) Span(0 - 100) Lane(0-16)

Monday, 16 May 2022

	1	2	3	4	5	6	7	8	9	10	11	12	Total
Mon*	0	0	0	0	0	0	0	0	0	0	0	0	0
(%)	0.0	0.0	0.0	0.0	0.0	0.0	0.0	0.0	0.0	0.0	0.0	0.0	
Tue	1122	25	164	26	21	4	4	0	13	0	124	0	1503
(%)	74.7	1.7	10.9	1.7	1.4	0.3	0.3	0.0	0.9	0.0	8.3	0.0	
Wed	1170	19	165	22	18	4	7	0	14	2	125	0	1546
(%)	75.7	1.2	10.7	1.4	1.2	0.3	0.5	0.0	0.9	0.1	8.1	0.0	
Thu	1162	26	160	24	15	2	1	2	7	8	122	0	1529
(%)	76.0	1.7	10.5	1.6	1.0	0.1	0.1	0.1	0.5	0.5	8.0	0.0	
Fri	1079	21	133	19	10	3	4	2	22	3	108	1	1405
(%)	76.8	1.5	9.5	1.4	0.7	0.2	0.3	0.1	1.6	0.2	7.7	0.1	
Sat	772	24	92	6	10	1	4	0	6	3	90	0	1008
(%)	76.6	2.4	9.1	0.6	1.0	0.1	0.4	0.0	0.6	0.3	8.9	0.0	
Sun	554	24	69	4	0	2	4	0	5	0	79	0	741
(%)	74.8	3.2	9.3	0.5	0.0	0.3	0.5	0.0	0.7	0.0	10.7	0.0	

Average daily volume

Entire week	977	23	131	17	12	3	4	1	11	3	108	0	1289
(%)	75.8	1.8	10.1	1.3	1.0	0.2	0.3	0.1	0.9	0.2	8.4	0.0	
Weekdays	1133	23	156	23	16	3	4	1	14	3	120	0	1496
(%)	75.8	1.5	10.4	1.5	1.1	0.2	0.3	0.1	0.9	0.2	8.0	0.0	
Weekend	663	24	81	5	5	2	4	0	6	2	85	0	875
(%)	75.8	2.7	9.2	0.6	0.6	0.2	0.5	0.0	0.6	0.2	9.7	0.0	

* - Incomplete

Daily Classes**DailyClass-38**

Site: 203_000270_000034.0.1WE
Description: Stanifer Street SLK 0.34
Filter time: 0:00 Tuesday, 17 May 2022 => 0:00 Wednesday, 15 June 2022
Scheme: Vehicle classification (AustRoads94)
Filter: Cls(1-12) Dir(NESW) Sp(10,160) Headway(>0) Span(0 - 100) Lane(0-16)

Monday, 23 May 2022

	1	2	3	4	5	6	7	8	9	10	11	12	Total
Mon	1016	12	127	17	12	0	1	0	11	4	136	0	1336
(%)	76.0	0.9	9.5	1.3	0.9	0.0	0.1	0.0	0.8	0.3	10.2	0.0	
Tue	1051	25	155	24	12	1	1	2	11	2	125	0	1409
(%)	74.6	1.8	11.0	1.7	0.9	0.1	0.1	0.1	0.8	0.1	8.9	0.0	
Wed	1132	24	172	13	11	4	3	7	16	2	145	0	1529
(%)	74.0	1.6	11.2	0.9	0.7	0.3	0.2	0.5	1.0	0.1	9.5	0.0	
Thu	1219	37	176	15	15	3	2	2	13	8	143	0	1633
(%)	74.6	2.3	10.8	0.9	0.9	0.2	0.1	0.1	0.8	0.5	8.8	0.0	
Fri	1317	15	161	27	28	2	3	2	13	0	111	0	1679
(%)	78.4	0.9	9.6	1.6	1.7	0.1	0.2	0.1	0.8	0.0	6.6	0.0	
Sat	861	28	79	4	10	1	6	0	1	0	79	0	1069
(%)	80.5	2.6	7.4	0.4	0.9	0.1	0.6	0.0	0.1	0.0	7.4	0.0	
Sun	803	10	71	4	3	0	0	0	2	0	83	1	977
(%)	82.2	1.0	7.3	0.4	0.3	0.0	0.0	0.0	0.2	0.0	8.5	0.1	

Average daily volume

Entire week	1057	22	134	15	13	2	2	2	10	2	117	0	1376
(%)	76.8	1.6	9.8	1.1	0.9	0.1	0.2	0.1	0.7	0.2	8.5	0.0	
Weekdays	1147	23	158	19	16	2	2	3	13	3	132	0	1517
(%)	75.6	1.5	10.4	1.3	1.0	0.1	0.1	0.2	0.8	0.2	8.7	0.0	
Weekend	832	19	75	4	7	1	3	0	2	0	81	1	1023
(%)	81.3	1.9	7.3	0.4	0.6	0.0	0.3	0.0	0.1	0.0	7.9	0.0	

* - Incomplete

Daily Classes**DailyClass-38**

Site: 203_000270_000034.0.1WE
Description: Stanifer Street SLK 0.34
Filter time: 0:00 Tuesday, 17 May 2022 => 0:00 Wednesday, 15 June 2022
Scheme: Vehicle classification (AustRoads94)
Filter: Cls(1-12) Dir(NESW) Sp(10,160) Headway(>0) Span(0 - 100) Lane(0-16)

Monday, 30 May 2022

	1	2	3	4	5	6	7	8	9	10	11	12	Total
Mon	1331	27	130	21	31	2	2	1	9	4	102	0	1660
(%)	80.2	1.6	7.8	1.3	1.9	0.1	0.1	0.1	0.5	0.2	6.1	0.0	
Tue	1484	18	137	28	31	0	2	4	18	3	105	0	1830
(%)	81.1	1.0	7.5	1.5	1.7	0.0	0.1	0.2	1.0	0.2	5.7	0.0	
Wed	1564	30	162	23	23	2	4	0	14	2	131	0	1955
(%)	80.0	1.5	8.3	1.2	1.2	0.1	0.2	0.0	0.7	0.1	6.7	0.0	
Thu	1568	21	126	19	16	3	1	0	10	1	96	0	1861
(%)	84.3	1.1	6.8	1.0	0.9	0.2	0.1	0.0	0.5	0.1	5.2	0.0	
Fri	1555	27	122	17	20	1	5	0	17	1	131	0	1896
(%)	82.0	1.4	6.4	0.9	1.1	0.1	0.3	0.0	0.9	0.1	6.9	0.0	
Sat	1126	26	95	5	6	0	0	0	4	0	96	1	1359
(%)	82.9	1.9	7.0	0.4	0.4	0.0	0.0	0.0	0.3	0.0	7.1	0.1	
Sun	990	12	78	4	3	0	0	0	1	0	78	0	1166
(%)	84.9	1.0	6.7	0.3	0.3	0.0	0.0	0.0	0.1	0.0	6.7	0.0	

Average daily volume

Entire week	1374	23	121	17	19	1	2	1	10	2	106	0	1675
(%)	82.0	1.4	7.2	1.0	1.1	0.1	0.1	0.0	0.6	0.1	6.3	0.0	
Weekdays	1500	25	135	22	24	2	3	1	14	2	113	0	1840
(%)	81.5	1.3	7.4	1.2	1.3	0.1	0.2	0.1	0.7	0.1	6.1	0.0	
Weekend	1058	19	87	5	5	0	0	0	3	0	87	1	1263
(%)	83.8	1.5	6.9	0.4	0.4	0.0	0.0	0.0	0.2	0.0	6.9	0.0	

* - Incomplete

Daily Classes**DailyClass-38**

Site: 203_000270_000034.0.1WE
Description: Stanifer Street SLK 0.34
Filter time: 0:00 Tuesday, 17 May 2022 => 0:00 Wednesday, 15 June 2022
Scheme: Vehicle classification (AustRoads94)
Filter: Cls(1-12) Dir(NESW) Sp(10,160) Headway(>0) Span(0 - 100) Lane(0-16)

Monday, 6 June 2022

	1	2	3	4	5	6	7	8	9	10	11	12	Total
Mon	1038	33	90	7	28	2	3	3	0	0	96	0	1300
(%)	79.8	2.5	6.9	0.5	2.2	0.2	0.2	0.2	0.0	0.0	7.4	0.0	
Tue	1669	16	144	15	37	6	5	2	7	4	138	0	2043
(%)	81.7	0.8	7.0	0.7	1.8	0.3	0.2	0.1	0.3	0.2	6.8	0.0	
Wed	1763	18	189	13	34	1	7	3	14	11	157	1	2211
(%)	79.7	0.8	8.5	0.6	1.5	0.0	0.3	0.1	0.6	0.5	7.1	0.0	
Thu	1729	18	155	12	32	1	6	0	7	8	148	0	2116
(%)	81.7	0.9	7.3	0.6	1.5	0.0	0.3	0.0	0.3	0.4	7.0	0.0	
Fri	1377	24	154	16	22	0	2	0	8	3	141	0	1747
(%)	78.8	1.4	8.8	0.9	1.3	0.0	0.1	0.0	0.5	0.2	8.1	0.0	
Sat	895	16	87	4	13	1	3	1	2	4	126	0	1152
(%)	77.7	1.4	7.6	0.3	1.1	0.1	0.3	0.1	0.2	0.3	10.9	0.0	
Sun	905	9	82	6	6	0	3	2	1	13	96	0	1123
(%)	80.6	0.8	7.3	0.5	0.5	0.0	0.3	0.2	0.1	1.2	8.5	0.0	

Average daily volume

Entire week	1339	19	129	10	25	2	4	2	6	6	129	0	1670
(%)	80.2	1.1	7.7	0.6	1.5	0.1	0.2	0.1	0.3	0.4	7.7	0.0	
Weekdays	1515	22	146	13	31	2	5	2	7	5	136	0	1883
(%)	80.5	1.2	7.8	0.7	1.6	0.1	0.2	0.1	0.4	0.3	7.2	0.0	
Weekend	900	13	85	5	10	1	3	2	2	9	111	0	1138
(%)	79.1	1.1	7.4	0.4	0.8	0.0	0.3	0.1	0.1	0.7	9.8	0.0	

* - Incomplete

Daily Classes**DailyClass-38**

Site: 203_000270_000034.0.1WE
Description: Stanifer Street SLK 0.34
Filter time: 0:00 Tuesday, 17 May 2022 => 0:00 Wednesday, 15 June 2022
Scheme: Vehicle classification (AustRoads94)
Filter: Cls(1-12) Dir(NESW) Sp(10,160) Headway(>0) Span(0 - 100) Lane(0-16)

Monday, 13 June 2022

	1	2	3	4	5	6	7	8	9	10	11	12	Total
Mon	1403	18	129	22	16	1	0	3	10	13	136	0	1751
(%)	80.1	1.0	7.4	1.3	0.9	0.1	0.0	0.2	0.6	0.7	7.8	0.0	
Tue	1526	26	137	21	16	1	3	0	12	9	128	0	1879
(%)	81.2	1.4	7.3	1.1	0.9	0.1	0.2	0.0	0.6	0.5	6.8	0.0	
Wed*	0	0	0	0	0	0	0	0	0	0	0	0	0
(%)	0.0	0.0	0.0	0.0	0.0	0.0	0.0	0.0	0.0	0.0	0.0	0.0	
Thu*	0	0	0	0	0	0	0	0	0	0	0	0	0
(%)	0.0	0.0	0.0	0.0	0.0	0.0	0.0	0.0	0.0	0.0	0.0	0.0	
Fri*	0	0	0	0	0	0	0	0	0	0	0	0	0
(%)	0.0	0.0	0.0	0.0	0.0	0.0	0.0	0.0	0.0	0.0	0.0	0.0	
Sat*	0	0	0	0	0	0	0	0	0	0	0	0	0
(%)	0.0	0.0	0.0	0.0	0.0	0.0	0.0	0.0	0.0	0.0	0.0	0.0	
Sun*	0	0	0	0	0	0	0	0	0	0	0	0	0
(%)	0.0	0.0	0.0	0.0	0.0	0.0	0.0	0.0	0.0	0.0	0.0	0.0	

Average daily volume

Entire week	1465	22	133	22	16	1	2	2	11	11	132	0	1815
(%)	80.7	1.2	7.3	1.2	0.9	0.1	0.1	0.1	0.6	0.6	7.3	0.0	
Weekdays	1465	22	133	22	16	1	2	2	11	11	132	0	1815
(%)	80.7	1.2	7.3	1.2	0.9	0.1	0.1	0.1	0.6	0.6	7.3	0.0	

Weekend No complete days.

* - Incomplete

MetroCount Traffic Executive Speed Statistics

SpeedStat-40 Page 1

SpeedStat-40 -- English (ENA)**Datasets:**

Site: [203_000270_000034] Stanifer Street SLK 0.34
Attribute: Stanifer Street
Direction: 6 - West bound A>B, East bound B>A. Lane: 0
Survey Duration: 0:00 Tuesday, 17 May 2022 => 14:06 Thursday, 16 June 2022,
Zone:
File: 202206-SLK0.34-2030270-Stanifer St.EC0 (Plus)
Identifier: QS64FS7B MC5900-X13 (c)MetroCount 09Nov16
Algorithm: Factory default axle (v5.06)
Data type: Axle sensors - Paired (Class/Speed/Count)

Profile:

Filter time: 0:00 Tuesday, 17 May 2022 => 0:00 Wednesday, 15 June 2022 (29)
Included classes: 1, 2, 3, 4, 5, 6, 7, 8, 9, 10, 11, 12
Speed range: 10 - 160 km/h.
Direction: North, East, South, West (bound), P = East, Lane = 0-16
Separation: Headway > 0 sec, Span 0 - 100 metre
Name: Default Profile
Scheme: Vehicle classification (AustRoads94)
Units: Metric (metre, kilometre, m/s, km/h, kg, tonne)
In profile: Vehicles = 44413 / 47428 (93.64%)

Speed Statistics

SpeedStat-40

Site: 203_000270_000034.0.1WE
Description: Stanifer Street SLK 0.34
Filter time: 0:00 Tuesday, 17 May 2022 => 0:00 Wednesday, 15 June 2022
Scheme: Vehicle classification (AustRoads94)
Filter: Cls(1-12) Dir(NESW) Sp(10,160) Headway(>0) Span(0 - 100) Lane(0-16)

Vehicles = 44413

Posted speed limit = 50 km/h, Exceeding = 7680 (17.29%), Mean Exceeding = 54.13 km/h

Maximum = 98.7 km/h, Minimum = 10.0 km/h, Mean = 43.8 km/h

85% Speed = 50.58 km/h, 95% Speed = 55.26 km/h, Median = 44.46 km/h

20 km/h Pace = 34 - 54, Number in Pace = 36870 (83.02%)

Variance = 58.37, Standard Deviation = 7.64 km/h

Speed Bins

Speed	Bin	Below	Above	Energy	vMult	n * vMult
0 - 10	0 0.000%	0 0.000%	44413 100.0%	0.00	0.00	0.00
10 - 20	233 0.525%	233 0.525%	44180 99.48%	0.00	0.00	0.00
20 - 30	2080 4.683%	2313 5.208%	42100 94.79%	0.00	0.00	0.00
30 - 40	9017 20.30%	11330 25.51%	33083 74.49%	0.00	0.00	0.00
40 - 50	25403 57.20%	36733 82.71%	7680 17.29%	0.00	0.00	0.00
50 - 60	7019 15.80%	43752 98.51%	661 1.488%	0.00	0.00	0.00
60 - 70	603 1.358%	44355 99.87%	58 0.131%	0.00	0.00	0.00
70 - 80	49 0.110%	44404 100.0%	9 0.020%	0.00	0.00	0.00
80 - 90	8 0.018%	44412 100.0%	1 0.002%	0.00	0.00	0.00
90 - 100	1 0.002%	44413 100.0%	0 0.000%	0.00	0.00	0.00
100 - 110	0 0.000%	44413 100.0%	0 0.000%	0.00	0.00	0.00
110 - 120	0 0.000%	44413 100.0%	0 0.000%	0.00	0.00	0.00
120 - 130	0 0.000%	44413 100.0%	0 0.000%	0.00	0.00	0.00
130 - 140	0 0.000%	44413 100.0%	0 0.000%	0.00	0.00	0.00
140 - 150	0 0.000%	44413 100.0%	0 0.000%	0.00	0.00	0.00
150 - 160	0 0.000%	44413 100.0%	0 0.000%	0.00	0.00	0.00
160 - 170	0 0.000%	44413 100.0%	0 0.000%	0.00	0.00	0.00
170 - 180	0 0.000%	44413 100.0%	0 0.000%	0.00	0.00	0.00
180 - 190	0 0.000%	44413 100.0%	0 0.000%	0.00	0.00	0.00
190 - 200	0 0.000%	44413 100.0%	0 0.000%	0.00	0.00	0.00

Total Speed Rating = 0.00

Total Moving Energy (Estimated) = 0.00

Speed limit fields

Limit	Below	Above
0 50 (PSL)	36733 82.7%	7680 17.3%